






O



John

# NCH SUMMARY PAGE

FOR

ROBIN HOOD MULTIFOODS INC. <http://test>

PERIOD FROM-JUN 23/1999

TO -JUL 27/1999

MARKETER NUMBER: 092

TOTAL NF GST ACTIVE: 0.00

TOTAL NF GST OLD: 0.00

-----  
TOTAL NF GST: 0.00

<http://www.sanface.com>

TOTAL PE GST ACTIVE: 0.00

TOTAL PE GST OLD: 0.00

-----  
TOTAL PE GST: 0.00

<mailto:sanface@sanface.com>

TOTAL FEDERAL GST ACTIVE: 0.00

TOTAL FEDERAL GST OLD: 0.00

TOTAL NS GST ACTIVE: 0.00

TOTAL NS GST OLD: 0.00

-----  
TOTAL NS GST: 0.00

-----  
TOTAL FEDERAL GST: 0.00

TOTAL NB GST ACTIVE: 0.00

TOTAL NB GST OLD: 0.00

-----  
TOTAL NB GST: 0.00

TOTAL PROVINCIAL GST ACTIVE: 0.00

TOTAL PQ GST ACTIVE: 0.00

TOTAL PROVINCIAL GST OLD: 0.00

TOTAL PQ GST OLD: 0.00

-----  
TOTAL PQ GST: 0.00

-----  
TOTAL PROVINCIAL GST: 0.00

TOTAL ON GST ACTIVE: 0.00

TOTAL ON GST OLD: 0.00

-----  
TOTAL ON GST: 0.00

TOTAL GST: 0.00

TOTAL MB GST ACTIVE: 0.00

TOTAL MB GST OLD: 0.00

-----  
TOTAL MB GST: 0.00

TOTAL OFFERS FORECAST: 32

TOTAL SK GST ACTIVE: 0.00

TOTAL SK GST OLD: 0.00

-----  
TOTAL SK GST: 0.00

TOTAL AB GST ACTIVE: 0.00

TOTAL AB GST OLD: 0.00

-----  
TOTAL AB GST: 0.00

NCH PROMOTIONAL SERVICES LTD.  
FOR  
ROBIN HOOD MULTIFOODS INC.

DATE: JUL 27/1999

CLIENT BRAND INDEX

NCH CONTACT: JOHANNE PRIMEAU

DESCRIPTION -----	FROM PAGE -----	TO PAGE -----
FLAKY PIE CRUST MIX CURRENT FISCAL	1	1
FLAKY PIE CRUST MIX PREVIOUS ACT	1	3
FLAKY PIE CRUST MIX ACTIVE	4	4
FLAKY PIE CRUST MIX OLD	5	5
FLAKY PIE CRUST MIX	6	6
FROZEN PIE CRUST CURRENT FISCAL	7	7
FROZEN PIE CRUST PREVIOUS ACT	7	7
FROZEN PIE CRUST ACTIVE	8	8
FROZEN PIE CRUST OLD	9	9
FROZEN PIE CRUST	10	10
EASY BISK MIX OLD	11	11
EASY BISK MIX	11	11
ANGEL FOOD CAKE MIX CURRENT FISCAL	12	13
ANGEL FOOD CAKE MIX PREVIOUS ACT	14	16
ANGEL FOOD CAKE MIX ACTIVE	17	17
ANGEL FOOD CAKE MIX OLD	18	18
ANGEL FOOD CAKE MIX	19	19
PUDDING CAKE MIX OLD	20	20
PUDDING CAKE MIX	20	20
CONSUMER CAKE MIXES CURRENT FISCAL	21	21
CONSUMER CAKE MIXES PREVIOUS ACT	21	26
CONSUMER CAKE MIXES ACTIVE	27	27
CONSUMER CAKE MIXES OLD	28	28
CONSUMER CAKE MIXES	29	29
OBSOLETE MIXES OLD	30	30
CONSUMER MIXES	31	31
GRAHAM PIES OLD	32	32
BAKING CHOCOLATE OLD	33	33
BREAD & ROLL MIX CURRENT FISCAL	34	34
BREAD & ROLL MIX PREVIOUS OFFERS	34	35
BREAD & ROLL MIX ACTIVE	36	36
BREAD & ROLL MIX OLD	37	37
BREAD & ROLL MIX	38	38
NEW PRODUCTS	39	39
CEREAL PRODUCTS CURRENT FISCAL	40	40
CEREAL PRODUCTS PREVIOUS ACTIVE	40	42
CEREAL PRODUCTS ACTIVE	43	43
CEREAL PRODUCTS OLD	44	44
CEREAL PRODUCTS	45	45
PANCAKE MIX OLD	46	46
RH ALL PURPOSE CURRENT FISCAL	47	47
RH ALL PURPOSE PREVIOUS ACTIVE	47	52
RH ALL PURPOSE ACTIVE	53	53

NCH PROMOTIONAL SERVICES LTD.  
FOR  
ROBIN HOOD MULTIFOODS INC.

DATE: JUL 27/1999

CLIENT BRAND INDEX

NCH CONTACT: JOHANNE PRIMEAU

DESCRIPTION -----	FROM PAGE -----	TO PAGE -----
WHOLE WHEAT PREVIOUS ACTIVE	54	54
WHOLE WHEAT ACTIVE	55	55
R.H. FLOUR ACTIVE	56	56
R.H. FLOUR OLD	57	57
R.H. FLOUR	58	58
COUPONS PAID	59	59
EXPIRED	61	61
NOT APPROVED	62	62
ROBIN HOOD MULTIFOODS INC.	63	63

DATE: JUL 27/1999

NCH PROMOTIONAL SERVICES LTD. COUPON REDEMPTION REPORT  
FOR  
ROBIN HOOD MULTIFOODS INC.

PAGE: 1

PERIOD FROM-JUN 23/1999  
TO -JUL 27/1999

TOTAL FLAKY PIE CRUST MIX CURRENT FISCAL

MARKET	MAY/1999	JUN/1999	JUL/1999	RED.#/% * TO DATE	DIST(000) *EXP RED %	CUR FACE CUR HAND	CUR COST CUM COST	YOUR BDGT\$ REM BUDGET*	NCH FORECAST
-----									-----
									FISCAL
									MAR/1999-FEB/2000
TOTAL				*	*			*	
									* THIS BRAND TOTAL DOES NOT YET
									* CONTAIN ANY ACTIVE OFFERS
									*

J\* FLAKY FLOUR COUPON BAG (0934838) FV : 0.25 LAUNCH DATE: MAY/1982 MONTHS VALID: 205 GST: NO  
0921015 RHA: .1025 EXPIRY DATE: /0000 MONTHS ELAPSED:207 MEDIA: IPS  
MEDIA CODE: 103

MARKET	MAY/1999	JUN/1999	JUL/1999	RED.#/% * TO DATE	DIST(000) *EXP RED %	CUR FACE CUR HAND	CUR COST CUM COST	YOUR BDGT\$ REM BUDGET*	NCH FORECAST
-----									-----
									FISCAL
									MAR/1999-FEB/2000
NFLD.				*	*			*	
				*	30,086*	20.0		*	
				*	150.4*		10,825	*	
MARITIMES				*	20,985*	260.0		*	
				*	8.1*		7,657	*	
QUEBEC				*	88,609*	540.0		*	RED% .0 .0 .0 12.6
				*	16.4*		32,251	*	
ONTARIO				*	43,825*	540.0		*	RED\$ .0 .0 .0 92.4
				*	8.1*		16,130	*	
PRAIRIES		1		*	54,232*	500.0		*	FORECAST REMAINING LIABILITY 0.0
				*	10.8*		20,183	*	
B.C.				*	14,635*	140.0		*	FORECAST LIABILITY VS
				*	10.5*		5,347	*	YOUR BUDGET \$ -4.2
				*	*			*	
TOTAL		1		*	252,372*	2000.0		88189*	FORECAST LIABILITY EXCEEDS YOUR
				*	12.6*	12.8	92,393	-4204*	BUDGET BAL.

DATE: JUL 27/1999

## NCH PROMOTIONAL SERVICES LTD. COUPON REDEMPTION REPORT

PAGE: 2

FOR  
ROBIN HOOD MULTIFOODS INC.PERIOD FROM-JUN 23/1999  
TO -JUL 27/1999FY84 FLAKY-FLOUR COUPON BAG  
0934930FV : 0.25 LAUNCH DATE: JUN/1983  
RHA: .1025 EXPIRY DATE: /0000MONTHS VALID: 193 GST: NO  
MONTHS ELAPSED:194 MEDIA: IPX  
MEDIA CODE: 323

MARKET	MAY/1999	JUN/1999	JUL/1999	RED.#/% * TO DATE	DIST(000) *EXP RED %	CUR FACE CUR HAND	CUR COST CUM COST	YOUR BDGT\$ REM BUDGET*	NCH FORECAST			
										FISCAL		
										MAR/1999-FEB/2000		
										ACT	FCST	FINAL
										---	----	FCST
NFLD.				*	11,775*	89.6		*				
				*	13.1*		4,402	*				
MARITIMES				*	13,927*	178.6		*				
				*	7.8*		5,236	*				
QUEBEC				*	58,977*	469.0		* RED%	.0	.0	.0	8.2
				*	12.6*		22,126	*				
ONTARIO			1	*	34,794*	577.8	.25	* RED\$	.0	.0	.0	63.0
				*	6.0*		.10	*				
PRAIRIES				*	39,642*	513.8		* FORECAST REMAINING LIABILITY				
				*	7.7*		14,903	*				
B.C.				*	8,678*	224.8		* FORECAST LIABILITY VS				
				*	3.9*		3,271	* YOUR BUDGET \$				35.5
				*				*				
TOTAL			1	*	167,793*	2053.6	.25	98500*	FORECAST LIABILITY IS UNDER YOUR			
				*	8.2*	12.8	.10	35488*	BUDGET BAL.			

R.H. FLAKY PIE CRUST MIX  
0950327FV : 0.25 LAUNCH DATE: MAR/1988  
RHA: .1025 EXPIRY DATE: /0000MONTHS VALID: 137 GST: NO  
MONTHS ELAPSED:137 MEDIA: MISC  
MEDIA CODE: 997

MARKET	MAY/1999	JUN/1999	JUL/1999	RED.#/% * TO DATE	DIST(000) *EXP RED %	CUR FACE CUR HAND	CUR COST CUM COST	YOUR BDGT\$ REM BUDGET*	NCH FORECAST			
										FISCAL		
										MAR/1999-FEB/2000		
										ACT	FCST	FINAL
										---	----	FCST
NFLD.				*	190*	205.3		*				
				*	.1*		76	*				
MARITIMES				*	1,048*	615.9		*				
				*	.2*		423	*				
QUEBEC				*	2,055*	205.4		* RED%	.0	.0	.0	.3
				*	1.0*		827	*				
ONTARIO		6		*	1,119*	205.4		* RED\$	.0	.0	.0	2.4
				*	.5*		451	*				
PRAIRIES				*	1,146*	616.2		* FORECAST REMAINING LIABILITY				0.1
				*	.2*		460	*				
B.C.				*	235*	205.4		* FORECAST LIABILITY VS				
		6		*	.1*		95	* YOUR BUDGET \$				-0.1
				*				*				
TOTAL		6		*	5,793*	2053.6		2318*	FORECAST LIABILITY EXCEEDS YOUR			



DATE: JUL 27/1999

NCH PROMOTIONAL SERVICES LTD. COUPON REDEMPTION REPORT  
FOR  
ROBIN HOOD MULTIFOODS INC.

PAGE: 4

PERIOD FROM-JUN 23/1999  
TO -JUL 27/1999

TOTAL FLAKY PIE CRUST MIX ACTIVE

MARKET	MAY/1999	JUN/1999	JUL/1999	RED.#/% * TO DATE	DIST(000) *EXP RED %	CUR FACE CUR HAND	CUR COST CUM COST	YOUR BDGT\$ REM BUDGET*	NCH FORECAST
NFLD.				* 42,051*	314.9				FISCAL
				* 13.4*			15,303		MAR/1999-FEB/2000
MARITIMES				* 35,960*	1054.5				ACT FCST TOTAL FCST
				* 3.4*			13,316		---
QUEBEC				* 149,641*	1214.4			* RED%	.0 .0 .0 7.0
				* 12.3*			55,204		
ONTARIO	6		1	* 79,738*	1323.2	.25	.42	* RED\$	.0 .0 .0 157.8
				* 6.0*		.10	29,655		
PRAIRIES		1		* 95,020*	1630.0			* FORECAST REMAINING LIABILITY	0.1
				* 5.8*			35,546		
B.C.				* 23,548*	570.2			* YOUR BUDGET \$ FOR	
				* 4.1*			8,713	* FORECAST OFFERS	189.0
				* *					
TOTAL	6	1	1	* 425,958*	6107.2	.25	.42	189007* FORECAST LIABILITY VS	
				* 7.0*		.10	157,737	31270* YOUR BUDGET \$	31.2
								* FORECAST IS TOTAL FOR EACH FORECAST-	
								* ABLE OFFER INCLUDED IN THIS BRAND/	
								* CATEGORY. TOTALS WILL NOT BE COMPLETE	
								* IF OFFER OR BUDGET DATA HAS NOT BEEN	
								* PROVIDED FOR EVERY OFFER.	



DATE: JUL 27/1999

NCH PROMOTIONAL SERVICES LTD. COUPON REDEMPTION REPORT  
FOR  
ROBIN HOOD MULTIFOODS INC.

PAGE: 5

PERIOD FROM-JUN 23/1999  
TO -JUL 27/1999

TOTAL FLAKY PIE CRUST MIX OLD

MARKET	MAY/1999	JUN/1999	JUL/1999	RED.#/% * TO DATE	DIST(000) *EXP RED %	CUR FACE CUR HAND	CUR COST CUM COST	YOUR BDGT\$ REM BUDGET*	NCH FORECAST
NFLD.				* 685*	10.0				FISCAL
				* 6.9*			306		MAR/1999-FEB/2000
MARITIMES				* 5,696*	30.0				ACT FCST TOTAL FCST
				* 19.0*			2,537		---
QUEBEC				* 6*	10.0				* RED\$ .0 .0 .0 3.3
				* .1*			2		
ONTARIO				* 1,036*	10.0				* FORECAST REMAINING LIABILITY 0.0
				* 10.4*			463		
PRAIRIES				* 14*	30.0				* YOUR BUDGET \$ FOR
				* *			6		* FORECAST OFFERS 1.1
B.C.				* 3*	10.0				
				* *			1		* FORECAST LIABILITY VS
				* *					* YOUR BUDGET \$ -2.2
TOTAL				* 7,440*	100.0			1072*	
				* 7.4*			3,315	-2243*	FORECAST IS TOTAL FOR EACH FORECAST-
									* ABLE OFFER INCLUDED IN THIS BRAND/
									* CATEGORY. TOTALS WILL NOT BE COMPLETE
									* IF OFFER OR BUDGET DATA HAS NOT BEEN
									* PROVIDED FOR EVERY OFFER.

DATE: JUL 27/1999

NCH PROMOTIONAL SERVICES LTD. COUPON REDEMPTION REPORT  
FOR  
ROBIN HOOD MULTIFOODS INC.

PAGE: 6

PERIOD FROM-JUN 23/1999  
TO -JUL 27/1999

TOTAL FLAKY PIE CRUST MIX

MARKET	MAY/1999	JUN/1999	JUL/1999	RED.#/% * TO DATE	DIST(000) *EXP RED %	CUR FACE CUR HAND	CUR COST CUM COST	YOUR BDGT\$ REM BUDGET*	NCH FORECAST
NFLD.				* 42,736*	324.9				FISCAL
				* 13.2*			15,609		MAR/1999-FEB/2000
MARITIMES				* 41,656*	1084.5				ACT FCST TOTAL FCST
				* 3.8*			15,853		---
QUEBEC				* 149,647*	1224.4			* RED\$	.0 .0 .0 161.1
				* 12.2*			55,206		
ONTARIO	6		1	* 80,774*	1333.2	.25	.42	* FORECAST REMAINING LIABILITY	0.1
				* 6.1*		.10	30,118		
PRAIRIES		1		* 95,034*	1660.0			* YOUR BUDGET \$ FOR	
				* 5.7*			35,552	* FORECAST OFFERS	190.1
B.C.				* 23,551*	580.2				
				* 4.1*			8,714	* FORECAST LIABILITY VS	
				* *				* YOUR BUDGET \$	29.0
TOTAL	6	1	1	* 433,398*	6207.2	.25	.42	190079*	
				* 7.0*		.10	161,052	29027*	FORECAST IS TOTAL FOR EACH FORECAST-
									* ABLE OFFER INCLUDED IN THIS BRAND/
									* CATEGORY. TOTALS WILL NOT BE COMPLETE
									* IF OFFER OR BUDGET DATA HAS NOT BEEN
									* PROVIDED FOR EVERY OFFER.

DATE: JUL 27/1999

NCH PROMOTIONAL SERVICES LTD. COUPON REDEMPTION REPORT  
FOR  
ROBIN HOOD MULTIFOODS INC.

PAGE: 7

PERIOD FROM-JUN 23/1999  
TO -JUL 27/1999

TOTAL FROZEN PIE CRUST CURRENT FISCAL

MARKET	MAY/1999	JUN/1999	JUL/1999	RED.#/% * TO DATE	DIST(000) *EXP RED %	CUR FACE CUR HAND	CUR COST CUM COST	YOUR BDGT\$ REM BUDGET*	NCH FORECAST
				*	*			*	
				*	*			*	FISCAL
				*	*			*	MAR/1999-FEB/2000
TOTAL				*	*			*	
				*	*			*	THIS BRAND TOTAL DOES NOT YET
								*	CONTAIN ANY ACTIVE OFFERS
								*	

TOTAL FROZEN PIE CRUST PREVIOUS ACT

MARKET	MAY/1999	JUN/1999	JUL/1999	RED.#/% * TO DATE	DIST(000) *EXP RED %	CUR FACE CUR HAND	CUR COST CUM COST	YOUR BDGT\$ REM BUDGET*	NCH FORECAST
				*	*			*	
				*	*			*	FISCAL
				*	*			*	MAR/1999-FEB/2000
TOTAL				*	*			*	
				*	*			*	THIS BRAND TOTAL DOES NOT YET
								*	CONTAIN ANY ACTIVE OFFERS
								*	

DATE: JUL 27/1999

NCH PROMOTIONAL SERVICES LTD. COUPON REDEMPTION REPORT  
FOR  
ROBIN HOOD MULTIFOODS INC.

PAGE: 8

PERIOD FROM-JUN 23/1999  
TO -JUL 27/1999

TOTAL FROZEN PIE CRUST ACTIVE

MARKET	MAY/1999	JUN/1999	JUL/1999	RED.#/% * TO DATE	DIST(000) *EXP RED %	CUR FACE CUR HAND	CUR COST CUM COST	YOUR BDGT\$ REM BUDGET*	NCH FORECAST
-----	-----	-----	-----	*-----	*-----	-----	-----	-----	-----
				*	*			*	FISCAL
				*	*			*	MAR/1999-FEB/2000
TOTAL				*	*			*	
				*	*			*	* THIS BRAND TOTAL DOES NOT YET
									* CONTAIN ANY ACTIVE OFFERS
								*	

DATE: JUL 27/1999

NCH PROMOTIONAL SERVICES LTD. COUPON REDEMPTION REPORT  
FOR  
ROBIN HOOD MULTIFOODS INC.

PAGE: 9

PERIOD FROM-JUN 23/1999  
TO -JUL 27/1999

TOTAL FROZEN PIE CRUST OLD

MARKET	MAY/1999	JUN/1999	JUL/1999	RED.#/% * TO DATE	DIST(000) *EXP RED %	CUR FACE CUR HAND	CUR COST CUM COST	YOUR BDGT\$ REM BUDGET*	NCH FORECAST
NFLD.				*	*				FISCAL
				*	129*	45.0			MAR/1999-FEB/2000
				*	.3*		88		ACT FCST TOTAL FCST
MARITIMES				*	674*	135.0			---
				*	.5*		507		---
QUEBEC				*	123*	45.0			* RED\$ .0 .0 .0
				*	.3*		98		
ONTARIO				*	27,443*	200.2			* FORECAST REMAINING LIABILITY
				*	13.7*		21,266		
PRAIRIES				*	19,378*	750.6			* YOUR BUDGET \$ FOR
				*	2.6*		14,485		* FORECAST OFFERS
B.C.				*	10,192*	250.2			
				*	4.1*		7,362		* FORECAST LIABILITY VS
				*	*				* YOUR BUDGET \$
TOTAL				*	57,939*	1426.0		81124*	
				*	4.1*		43,806	37318*	FORECAST IS TOTAL FOR EACH FORECAST-
									* ABLE OFFER INCLUDED IN THIS BRAND/
									* CATEGORY. TOTALS WILL NOT BE COMPLETE
									* IF OFFER OR BUDGET DATA HAS NOT BEEN
									* PROVIDED FOR EVERY OFFER.

DATE: JUL 27/1999

NCH PROMOTIONAL SERVICES LTD. COUPON REDEMPTION REPORT  
FOR  
ROBIN HOOD MULTIFOODS INC.

PAGE: 10

PERIOD FROM-JUN 23/1999  
TO -JUL 27/1999

TOTAL FROZEN PIE CRUST

MARKET	MAY/1999	JUN/1999	JUL/1999	RED.#/% * TO DATE	DIST(000) *EXP RED %	CUR FACE CUR HAND	CUR COST CUM COST	YOUR BDGT\$ REM BUDGET*	NCH FORECAST
NFLD.				*	*				FISCAL
				*	129*	45.0			MAR/1999-FEB/2000
				*	.3*		88		ACT FCST TOTAL FCST
MARITIMES				*	674*	135.0			---
				*	.5*		507		---
QUEBEC				*	123*	45.0			* RED\$ .0 .0 .0
				*	.3*		98		
ONTARIO				*	27,443*	200.2			* FORECAST REMAINING LIABILITY
				*	13.7*		21,266		
PRAIRIES				*	19,378*	750.6			* YOUR BUDGET \$ FOR
				*	2.6*		14,485		* FORECAST OFFERS
B.C.				*	10,192*	250.2			
				*	4.1*		7,362		* FORECAST LIABILITY VS
				*	*				* YOUR BUDGET \$
TOTAL				*	57,939*	1426.0		81124*	
				*	4.1*		43,806	37318*	FORECAST IS TOTAL FOR EACH FORECAST-
									* ABLE OFFER INCLUDED IN THIS BRAND/
									* CATEGORY. TOTALS WILL NOT BE COMPLETE
									* IF OFFER OR BUDGET DATA HAS NOT BEEN
									* PROVIDED FOR EVERY OFFER.

DATE: JUL 27/1999

NCH PROMOTIONAL SERVICES LTD. COUPON REDEMPTION REPORT  
FOR  
ROBIN HOOD MULTIFOODS INC.

PAGE: 11

PERIOD FROM-JUN 23/1999  
TO -JUL 27/1999

TOTAL EASY BISK MIX OLD

MARKET	MAY/1999	JUN/1999	JUL/1999	RED.#/% * TO DATE	DIST(000) *EXP RED %	CUR FACE CUR HAND	CUR COST CUM COST	YOUR BDGT\$ REM BUDGET*	NCH	FORECAST
ONTARIO				*	1*					FISCAL
				*	*					MAR/1999-FEB/2000
				*	*					ACT FCST TOTAL
PRAIRIES				*	2*					---
				*	*		1			---
				*	*					RED\$ .0 .0 .0 .0
TOTAL				*	3*					
				*	*		1			FORECAST REMAINING LIABILITY 0.0
										YOUR BUDGET \$ FOR
										FORECAST OFFERS 0.0
										FORECAST IS TOTAL FOR EACH FORECAST-
										ABLE OFFER INCLUDED IN THIS BRAND/
										CATEGORY. TOTALS WILL NOT BE COMPLETE
										IF OFFER OR BUDGET DATA HAS NOT BEEN
										PROVIDED FOR EVERY OFFER.

TOTAL EASY BISK MIX

MARKET	MAY/1999	JUN/1999	JUL/1999	RED.#/% * TO DATE	DIST(000) *EXP RED %	CUR FACE CUR HAND	CUR COST CUM COST	YOUR BDGT\$ REM BUDGET*	NCH	FORECAST
ONTARIO				*	1*					FISCAL
				*	*					MAR/1999-FEB/2000
				*	*					ACT FCST TOTAL
PRAIRIES				*	2*					---
				*	*		1			---
				*	*					RED\$ .0 .0 .0 .0
TOTAL				*	3*					
				*	*		1			FORECAST REMAINING LIABILITY 0.0
										YOUR BUDGET \$ FOR
										FORECAST OFFERS 0.0
										FORECAST IS TOTAL FOR EACH FORECAST-
										ABLE OFFER INCLUDED IN THIS BRAND/

DATE: JUL 27/1999

NCH PROMOTIONAL SERVICES LTD. COUPON REDEMPTION REPORT  
FOR  
ROBIN HOOD MULTIFOODS INC.

PAGE: 12

PERIOD FROM-JUN 23/1999  
TO -JUL 27/1999

RH ANGEL FOOD CAKE  
09241770

FV : 0.50 LAUNCH DATE: APR/1999  
RHA: .1025 EXPIRY DATE: DEC/1999

MONTHS VALID: 3 GST: NO  
MONTHS ELAPSED: 4 MEDIA: FSI  
MEDIA CODE: 602

MARKET	MAY/1999	JUN/1999	JUL/1999	RED.#/% * TO DATE	DIST(000) *EXP RED %	CUR FACE CUR HAND	CUR COST CUM COST	YOUR BDGT\$ REM BUDGET*	NCH FORECAST			
									FISCAL			
									MAR/1999-FEB/2000			
									ACT	FCST	TOTAL	FINAL FCST
MARITIMES	43	26	29	* 98*		14.50	19.26	* 14473*				
QUEBEC		6	8	* 14*		4.00	5.35	* 16*				
ONTARIO	586	2,232	1,462	* 4,280*		731.00	973.21	* RED%	.4	.5	.9	.9
PRAIRIES	855	4,494	1,442	* 6,791*		721.00	960.25	* RED\$	8.9	12.1	21.0	22.3
B.C.	401	1,211	618	* 2,230*		309.00	412.06	* FORECAST REMAINING LIABILITY				13.4
TOTAL	1,885	7,969	3,559	* 13,413*	3600.0	1779.50	2370.13	* FORECAST LIABILITY VS * YOUR BUDGET \$				1.1
	.1	.2	.1	* .4*	1.0	369.26	8,927	* FORECAST LIABILITY IS UNDER YOUR * BUDGET BAL.				

RH ANGEL FOOD \$0.50 OFF  
09241914

FV : 0.50 LAUNCH DATE: APR/1999  
RHA: .1025 EXPIRY DATE: DEC/1999

MONTHS VALID: GST: NO  
MONTHS ELAPSED: 4 MEDIA: RIA-I  
MEDIA CODE: 531

MARKET	MAY/1999	JUN/1999	JUL/1999	RED.#/% * TO DATE	DIST(000) *EXP RED %	CUR FACE CUR HAND	CUR COST CUM COST	YOUR BDGT\$ REM BUDGET*	NCH FORECAST			
									FISCAL			
									MAR/1999-FEB/2000			
									ACT	FCST	TOTAL	FINAL FCST
TOTAL				* 2.5				* 16*				
				* 1.0				* 16*				
								* RED%	.0	.9	.9	1.0
								* RED\$	.0	.0	.0	.0
								* FORECAST REMAINING LIABILITY				0.0
								* FORECAST LIABILITY VS * YOUR BUDGET \$				0.0
								* FORECAST LIABILITY BASED ON YOUR				



DATE: JUL 27/1999

NCH PROMOTIONAL SERVICES LTD. COUPON REDEMPTION REPORT  
FOR  
ROBIN HOOD MULTIFOODS INC.

PAGE: 13

PERIOD FROM-JUN 23/1999  
TO -JUL 27/1999

TOTAL ANGEL FOOD CAKE MIX CURRENT FISCAL

MARKET	MAY/1999	JUN/1999	JUL/1999	RED.#/% * TO DATE	DIST(000) *EXP RED %	CUR FACE CUR HAND	CUR COST CUM COST	YOUR BDGT\$ REM BUDGET*	NCH FORECAST
									FISCAL
MARITIMES	43	26	29	* 98*		14.50	19.26	*	MAR/1999-FEB/2000
				* *		2.97	65	*	ACT FCST TOTAL FCST
QUEBEC		6	8	* 14*		4.00	5.35	*	---
				* *		.84	9	*	---
ONTARIO	586	2,232	1,462	* 4,280*		731.00	973.21	* RED%	.4 .5 .9 .9
				* *		151.28	2,848	*	
PRAIRIES	855	4,494	1,442	* 6,791*		721.00	960.25	* RED\$	8.9 12.1 21.0 22.3
				* *		149.55	4,519	*	
B.C.	401	1,211	618	* 2,230*		309.00	412.06	* FORECAST REMAINING LIABILITY	13.4
				* *		64.62	1,486	*	
				* *				* YOUR BUDGET \$ FOR	
TOTAL	1,885	7,969	3,559	* 13,413*	3602.5	1779.50	2370.13	23416* FORECAST OFFERS	23.4
	.1	.2	.1	* .4*		369.26	8,927	14489*	
									* FORECAST IS TOTAL FOR EACH FORECAST- * ABLE OFFER INCLUDED IN THIS BRAND/ * CATEGORY. TOTALS WILL NOT BE COMPLETE * IF OFFER OR BUDGET DATA HAS NOT BEEN * PROVIDED FOR EVERY OFFER.

DATE: JUL 27/1999

## NCH PROMOTIONAL SERVICES LTD. COUPON REDEMPTION REPORT

PAGE: 14

FOR  
ROBIN HOOD MULTIFOODS INC.PERIOD FROM-JUN 23/1999  
TO -JUL 27/1999RH ANGEL FOOD CAKE MIX  
09232307FV : 0.50 LAUNCH DATE: APR/1996  
RHA: .1025 EXPIRY DATE: /0000MONTHS VALID: 39 GST: NO  
MONTHS ELAPSED: 40 MEDIA: MISC  
MEDIA CODE: 997

MARKET	MAY/1999	JUN/1999	JUL/1999	RED.#/% * TO DATE	DIST(000) *EXP RED %	CUR FACE CUR HAND	CUR COST CUM COST	YOUR BDGT\$ REM BUDGET*	NCH FORECAST
NFLD.				*	*	1.0		*	FISCAL
				*	*			*	MAR/1999-FEB/2000
				*	*			*	ACT FCST TOTAL FCST
MARITIMES				*	*	3.0		*	---
				*	*			*	
QUEBEC				*	*	1.0		* RED%	.0 .0 .0 .7
				*	*			*	
ONTARIO				*	59*	1.0		* RED\$	.0 .0 .0 .0
				*	5.9*		39	*	
PRAIRIES				*	10*	3.0		* FORECAST REMAINING LIABILITY	0.0
				*	.3*		7	*	
B.C.				*	2*	1.0		* FORECAST LIABILITY VS	
				*	.2*		1	* YOUR BUDGET \$	0.1
				*	*			*	
TOTAL				*	71*	10.0		56* FORECAST LIABILITY IS UNDER YOUR	
				*	.7*	93.7	47	9* BUDGET BAL.	

ROBIN HOOD ANGEL CAKE MIX NP  
09241956FV : 0.50 LAUNCH DATE: SEP/1997  
RHA: .1025 EXPIRY DATE: DEC/1998MONTHS VALID: 22 GST: NO  
MONTHS ELAPSED: 23 MEDIA: NO PROF  
MEDIA CODE: 995

MARKET	MAY/1999	JUN/1999	JUL/1999	RED.#/% * TO DATE	DIST(000) *EXP RED %	CUR FACE CUR HAND	CUR COST CUM COST	YOUR BDGT\$ REM BUDGET*	NCH FORECAST
NFLD.				*	*			*	FISCAL
				*	319*			*	MAR/1999-FEB/2000
				*	*		212	*	ACT FCST TOTAL FCST
MARITIMES	1	4		*	2,794*			*	---
				*	*		1,858	*	
QUEBEC	7	3	3	*	3,555*	1.50	2.00	* RED%	.0 .0 .0 .0
				*	*	.31	2,366	*	
ONTARIO	22	18	1	*	6,812*	.50	.66	* RED\$	.5 .2 .7 18.9
				*	*	.10	4,531	*	
PRAIRIES	21	22	4	*	9,777*	2.00	2.69	* FORECAST REMAINING LIABILITY	0.8
				*	*	.42	6,506	*	
B.C.	4	5	67	*	3,974*	33.50	44.53	* COMPARISON TO YOUR BUDGET NOT	
	18			*	*	6.87	2,647	* AVAILABLE BECAUSE BUDGET	
				*	*			* INFORMATION WAS NOT PROVIDED	
TOTAL	55	52	75	*	27,231*	37.50	49.88	*	

DATE: JUL 27/1999

NCH PROMOTIONAL SERVICES LTD. COUPON REDEMPTION REPORT  
FOR  
ROBIN HOOD MULTIFOODS INC.

PAGE: 15

PERIOD FROM-JUN 23/1999  
TO -JUL 27/1999

ROBIN HOOD ANGEL FOOD MIX NP  
09241796

FV : 1.00 LAUNCH DATE: MAY/1998  
RHA: .1025 EXPIRY DATE: DEC/1998

MONTHS VALID: 14 GST: NO  
MONTHS ELAPSED: 15 MEDIA: NO PROF  
MEDIA CODE: 994

MARKET	MAY/1999	JUN/1999	JUL/1999	RED.#/% * TO DATE	DIST(000) *EXP RED %	CUR FACE CUR HAND	CUR COST CUM COST	YOUR BDGT\$ REM BUDGET*	NCH FORECAST			
										FISCAL		
										MAR/1999-FEB/2000		
										ACT	FCST	TOTAL
NFLD.				*	1*			*				
				*	*		1	*				
MARITIMES				*	19*			*				
				*	*		22	*				
QUEBEC				*	6*			*	RED%	.0	.0	.0
				*	*		7	*				
ONTARIO	1			*	3,133*			*	RED\$	.4	.6	1.0
				*	*		3,650	*				
PRAIRIES	9	6	3	*	2,164*	3.00	3.50	*	FORECAST REMAINING LIABILITY			1.2
				*	*	.31	2,522	*				
B.C.	6	18		*	1,205*			*	COMPARISON TO YOUR BUDGET NOT			
				*	*		1,404	*	AVAILABLE BECAUSE BUDGET			
				*	*			*	INFORMATION WAS NOT PROVIDED			
TOTAL	16	24	3	*	6,528*	3.00	3.50	*				
				*	*	.31	7,606	*				

RH ANGLE FOOD CAKE MIX NP  
09241611

FV : 0.50 LAUNCH DATE: JUL/1998  
RHA: .1025 EXPIRY DATE: DEC/1998

MONTHS VALID: 12 GST: NO  
MONTHS ELAPSED: 13 MEDIA: NO PROF  
MEDIA CODE: 994

MARKET	MAY/1999	JUN/1999	JUL/1999	RED.#/% * TO DATE	DIST(000) *EXP RED %	CUR FACE CUR HAND	CUR COST CUM COST	YOUR BDGT\$ REM BUDGET*	NCH FORECAST			
										FISCAL		
										MAR/1999-FEB/2000		
										ACT	FCST	TOTAL
MARITIMES				*	3*			*				
				*	*		2	*				
ONTARIO				*	1*			*				
				*	*		1	*				
				*	*			*	RED%	.0	.0	.0
TOTAL				*	4*			*				
				*	*		3	*	RED\$	.0	.0	.0
										FORECAST REMAINING LIABILITY		
										COMPARISON TO YOUR BUDGET NOT		
										AVAILABLE BECAUSE BUDGET		
										INFORMATION WAS NOT PROVIDED		

DATE: JUL 27/1999

NCH PROMOTIONAL SERVICES LTD. COUPON REDEMPTION REPORT  
FOR  
ROBIN HOOD MULTIFOODS INC.

PAGE: 16

PERIOD FROM-JUN 23/1999  
TO -JUL 27/1999

TOTAL ANGEL FOOD CAKE MIX PREVIOUS ACT

MARKET	MAY/1999	JUN/1999	JUL/1999	RED.#/% * TO DATE	DIST(000) *EXP RED %	CUR FACE CUR HAND	CUR COST CUM COST	YOUR BDGT\$ REM BUDGET*	NCH FORECAST					
									FISCAL					
NFLD.				*	320*	1.0			*	MAR/1999-FEB/2000			FINAL	
				*	32.0*		213		*	ACT	FCST	TOTAL	FCST	
MARITIMES	1	4		*	2,816*	3.0			*	---	----	-----	----	
		.1		*	93.9*		1,882		*					
QUEBEC	7	3	3	*	3,561*	1.0	1.50	2.00	*	RED%	11.4	8.8	20.2	99.9
	.7	.3	.3	*	356.1*		.31	2,373	*					
ONTARIO	23	18	1	*	10,005*	1.0	.50	.66	*	RED\$	.9	.8	1.7	27.7
	2.3	1.8	.1	*	1000.5*		.10	8,221	*					
PRAIRIES	30	28	7	*	11,951*	3.0	5.00	6.19	*	FORECAST REMAINING LIABILITY			2.0	
	1.0	.9	.2	*	398.4*		.73	9,035	*					
B.C.	10	23	67	*	5,181*	1.0	33.50	44.53	*	YOUR BUDGET \$ FOR				
	1.0	2.3	6.7	*	518.1*		6.87	4,052	*	FORECAST OFFERS			0.1	
				*	*				*					
TOTAL	71	76	78	*	33,834*	10.0	40.50	53.38	56*					
	.7	.8	.8	*	338.3*		8.01	25,776	-25720*					
* FORECAST IS TOTAL FOR EACH FORECAST- * ABLE OFFER INCLUDED IN THIS BRAND/ * CATEGORY. TOTALS WILL NOT BE COMPLETE * IF OFFER OR BUDGET DATA HAS NOT BEEN * PROVIDED FOR EVERY OFFER.														

DATE: JUL 27/1999

NCH PROMOTIONAL SERVICES LTD. COUPON REDEMPTION REPORT  
FOR  
ROBIN HOOD MULTIFOODS INC.

PAGE: 17

PERIOD FROM-JUN 23/1999  
TO -JUL 27/1999

TOTAL ANGEL FOOD CAKE MIX ACTIVE

MARKET	MAY/1999	JUN/1999	JUL/1999	RED.#/% * TO DATE	DIST(000) *EXP RED %	CUR FACE CUR HAND	CUR COST CUM COST	YOUR BDGT\$ REM BUDGET*	NCH FORECAST
NFLD.				320*	1.0		213		FISCAL
				32.0*					MAR/1999-FEB/2000
MARITIMES	44	30	29	2,914*	3.0	14.50	19.26		ACT FCST TOTAL FCST
	1.5	1.0	1.0	97.1*		2.97	1,947		---
QUEBEC	7	9	11	3,575*	1.0	5.50	7.35	* RED%	.4 .5 .9 1.9
	.7	.9	1.1	357.5*		1.15	2,382	* RED\$	9.8 12.9 22.7 50.0
ONTARIO	609	2,250	1,463	14,285*	1.0	731.50	973.87	* FORECAST REMAINING LIABILITY	15.4
	60.9	225.0	146.3	1428.5*		151.38	11,069	* YOUR BUDGET \$ FOR	
PRAIRIES	885	4,522	1,449	18,742*	3.0	726.00	966.44	* FORECAST OFFERS	23.5
	29.5	150.7	48.3	624.7*		150.28	13,554	* FORECAST LIABILITY VS	
B.C.	411	1,234	685	7,411*	1.0	342.50	456.59	* YOUR BUDGET \$	-26.5
	41.1	123.4	68.5	741.1*		71.49	5,538	* FORECAST IS TOTAL FOR EACH FORECAST-	
								* ABLE OFFER INCLUDED IN THIS BRAND/	
								* CATEGORY. TOTALS WILL NOT BE COMPLETE	
								* IF OFFER OR BUDGET DATA HAS NOT BEEN	
								* PROVIDED FOR EVERY OFFER.	
TOTAL	1,956	8,045	3,637	47,247*	3612.5	1820.00	2423.51	23472*	
	.1	.2	.1	1.3*		377.27	34,703	-11231*	

DATE: JUL 27/1999

NCH PROMOTIONAL SERVICES LTD. COUPON REDEMPTION REPORT  
FOR  
ROBIN HOOD MULTIFOODS INC.

PAGE: 18

PERIOD FROM-JUN 23/1999  
TO -JUL 27/1999

TOTAL ANGEL FOOD CAKE MIX OLD

MARKET	MAY/1999	JUN/1999	JUL/1999	RED.#/% * TO DATE	DIST(000) *EXP RED %	CUR FACE CUR HAND	CUR COST CUM COST	YOUR BDGT\$ REM BUDGET*	NCH FORECAST
NFLD.				*	*				FISCAL
				*	49*				MAR/1999-FEB/2000
				*	*		36		ACT FCST TOTAL FCST
MARITIMES				*	242*				---
				*	*		160		---
QUEBEC				*	221*				RED\$ .0 .0 .0
				*	*		147		107.7
ONTARIO				*	13,625*	1513.7			FORECAST REMAINING LIABILITY
				*	.9*		8,928		0.0
PRAIRIES				*	99,878*	1833.0			YOUR BUDGET \$ FOR
				*	5.4*		75,155		FORECAST OFFERS
B.C.				*	31,222*	611.0			125.2
				*	5.1*		23,203		FORECAST LIABILITY VS
				*	*				YOUR BUDGET \$
TOTAL				*	145,237*	5144.6		125234*	17.6
				*	2.8*		107,629	17605*	FORECAST IS TOTAL FOR EACH FORECAST-
									ABLE OFFER INCLUDED IN THIS BRAND/
									CATEGORY. TOTALS WILL NOT BE COMPLETE
									IF OFFER OR BUDGET DATA HAS NOT BEEN
									PROVIDED FOR EVERY OFFER.

DATE: JUL 27/1999

NCH PROMOTIONAL SERVICES LTD. COUPON REDEMPTION REPORT  
FOR  
ROBIN HOOD MULTIFOODS INC.

PAGE: 19

PERIOD FROM-JUN 23/1999  
TO -JUL 27/1999

TOTAL ANGEL FOOD CAKE MIX

MARKET	MAY/1999	JUN/1999	JUL/1999	RED.#/% * TO DATE	DIST(000) *EXP RED %	CUR FACE CUR HAND	CUR COST CUM COST	YOUR BDGT\$ REM BUDGET*	NCH FORECAST
NFLD.				* 369*	1.0				FISCAL
				* 36.9*			249		MAR/1999-FEB/2000
MARITIMES	44	30	29	* 3,156*	3.0	14.50	19.26		ACT FCST TOTAL FCST
	1.5	1.0	1.0	* 105.2*		2.97	2,107		---
QUEBEC	7	9	11	* 3,796*	1.0	5.50	7.35	* RED\$	9.8 12.9 22.7 157.7
	.7	.9	1.1	* 379.6*		1.15	2,529		
ONTARIO	609	2,250	1,463	* 27,910*	1514.7	731.50	973.87	* FORECAST REMAINING LIABILITY	15.4
		.1	.1	* 1.8*		151.38	19,997		
PRAIRIES	885	4,522	1,449	* 118,620*	1836.0	726.00	966.44	* YOUR BUDGET \$ FOR	
		.2	.1	* 6.5*		150.28	88,709	* FORECAST OFFERS	148.7
B.C.	411	1,234	685	* 38,633*	612.0	342.50	456.59		
	.1	.2	.1	* 6.3*		71.49	28,741	* FORECAST LIABILITY VS	
				* *				* YOUR BUDGET \$	-8.9
TOTAL	1,956	8,045	3,637	* 192,484*	8757.1	1820.00	2423.51	148706*	
		.1		* 2.2*		377.27	142,332	6374*	FORECAST IS TOTAL FOR EACH FORECAST-
									* ABLE OFFER INCLUDED IN THIS BRAND/
									* CATEGORY. TOTALS WILL NOT BE COMPLETE
									* IF OFFER OR BUDGET DATA HAS NOT BEEN
									* PROVIDED FOR EVERY OFFER.

DATE: JUL 27/1999

NCH PROMOTIONAL SERVICES LTD. COUPON REDEMPTION REPORT  
FOR  
ROBIN HOOD MULTIFOODS INC.

PAGE: 20

PERIOD FROM-JUN 23/1999  
TO -JUL 27/1999

TOTAL PUDDING CAKE MIX OLD

MARKET	MAY/1999	JUN/1999	JUL/1999	RED.#/% * TO DATE	DIST(000) *EXP RED %	CUR FACE CUR HAND	CUR COST CUM COST	YOUR BDGT\$ REM BUDGET*	NCH FORECAST			
										FISCAL		
										MAR/1999-FEB/2000		
QUEBEC				*	6*			2	*	ACT	FCST	FINAL
										---	----	FCST
ONTARIO				*	1*				*			
										---	----	----
PRAIRIES				*	1*				*	RED\$	.0	.0
											.0	.0
											.0	.0
										FORECAST REMAINING LIABILITY		
TOTAL				*	8*				*			
											.0	.0
										YOUR BUDGET \$ FOR		
										FORECAST OFFERS		
										FORECAST IS TOTAL FOR EACH FORECAST-		
										ABLE OFFER INCLUDED IN THIS BRAND/		
										CATEGORY. TOTALS WILL NOT BE COMPLETE		
										IF OFFER OR BUDGET DATA HAS NOT BEEN		
										PROVIDED FOR EVERY OFFER.		

TOTAL PUDDING CAKE MIX

MARKET	MAY/1999	JUN/1999	JUL/1999	RED.#/% * TO DATE	DIST(000) *EXP RED %	CUR FACE CUR HAND	CUR COST CUM COST	YOUR BDGT\$ REM BUDGET*	NCH FORECAST			
										FISCAL		
										MAR/1999-FEB/2000		
QUEBEC				*	6*			2	*	ACT	FCST	FINAL
										---	----	FCST
ONTARIO				*	1*				*			
										---	----	----
PRAIRIES				*	1*				*	RED\$	.0	.0
											.0	.0
											.0	.0
										FORECAST REMAINING LIABILITY		
TOTAL				*	8*				*			
											.0	.0
										YOUR BUDGET \$ FOR		
										FORECAST OFFERS		
										FORECAST IS TOTAL FOR EACH FORECAST-		
										ABLE OFFER INCLUDED IN THIS BRAND/		





DATE: JUL 27/1999

NCH PROMOTIONAL SERVICES LTD. COUPON REDEMPTION REPORT  
FOR  
ROBIN HOOD MULTIFOODS INC.

PAGE: 22

PERIOD FROM-JUN 23/1999  
TO -JUL 27/1999

DESSERT BARS  
09232310

FV : 2.00 LAUNCH DATE: JUN/1996  
RHA: .1025 EXPIRY DATE: /0000

MONTHS VALID: 37 GST: NO  
MONTHS ELAPSED: 38 MEDIA: MISC  
MEDIA CODE: 997

MARKET	MAY/1999	JUN/1999	JUL/1999	RED.#/% * TO DATE	DIST(000) *EXP RED %	CUR FACE CUR HAND	CUR COST CUM COST	YOUR BDGT\$ REM BUDGET*	NCH FORECAST			
										FISCAL		
										MAR/1999-FEB/2000		
NFLD.				*	5*		11	*	ACT	FCST	TOTAL	FINAL
MARITIMES				*	6*			*	---	----	-----	----
QUEBEC				*	5*		13	*				
				*	*		11	*	RED%	.0	.0	.0
ONTARIO				*	42*		91	*	RED\$	.0	.0	.8
PRAIRIES				*	203*		441	*	FORECAST REMAINING LIABILITY			0.0
				*	*			*	FORECAST LIABILITY VS			
B.C.				*	88*		191	*	YOUR BUDGET \$			0.2
				*	*			*	FORECAST LIABILITY IS UNDER YOUR			
TOTAL				*	349*		758	1000*	BUDGET BAL.			
				*	*			242*				

RH LOW FAT MUFFIN MIX  
09232323

FV : 0.75 LAUNCH DATE: AUG/1996  
RHA: .1025 EXPIRY DATE: /0000

MONTHS VALID: 35 GST: NO  
MONTHS ELAPSED: 36 MEDIA: MISC  
MEDIA CODE: 997

MARKET	MAY/1999	JUN/1999	JUL/1999	RED.#/% * TO DATE	DIST(000) *EXP RED %	CUR FACE CUR HAND	CUR COST CUM COST	YOUR BDGT\$ REM BUDGET*	NCH FORECAST			
										FISCAL		
										MAR/1999-FEB/2000		
ONTARIO				*	4*		4	*	ACT	FCST	TOTAL	FINAL
				*	*			*	---	----	-----	----
TOTAL				*	4*			1000*				
				*	*		4	996*	RED%	.0	.0	.0
								*	RED\$	.0	.0	.0
								*	FORECAST REMAINING LIABILITY			0.0
								*	FORECAST LIABILITY VS			
								*	YOUR BUDGET \$			1.0
								*	FORECAST LIABILITY IS UNDER YOUR			

DATE: JUL 27/1999

NCH PROMOTIONAL SERVICES LTD. COUPON REDEMPTION REPORT  
FOR  
ROBIN HOOD MULTIFOODS INC.

PAGE: 23

PERIOD FROM-JUN 23/1999  
TO -JUL 27/1999

KIT POUR MAISON DE PAIN NP  
09241930

FV : 1.50 LAUNCH DATE: SEP/1997  
RHA: .1025 EXPIRY DATE: DEC/1998

MONTHS VALID: 22 GST: NO  
MONTHS ELAPSED: 23 MEDIA: NO PROF  
MEDIA CODE: 995

MARKET	MAY/1999	JUN/1999	JUL/1999	RED.#/% * TO DATE	DIST(000) *EXP RED %	CUR FACE CUR HAND	CUR COST CUM COST	YOUR BDGT\$ REM BUDGET*	NCH FORECAST			
									FISCAL			
									MAR/1999-FEB/2000			
									ACT	FCST	TOTAL	FINAL
									---	----	-----	----
NFLD.				*	50*			*				
				*	*		83	*				
MARITIMES		1		*	290*			*				
				*	*		483	*				
QUEBEC	6		2	*	1,211*	3.00	3.31	* RED%	.0	.0	.0	.0
				*	*	.20	2,016	*				
ONTARIO	7	10		*	1,512*			* RED\$	.5	.2	.7	9.9
				*	*		2,517	*				
PRAIRIES	20	4	13	*	1,525*	19.50	21.64	* FORECAST REMAINING LIABILITY				0.8
				*	*	1.33	2,539	*				
B.C.	4		1	*	899*	1.50	1.66	* COMPARISON TO YOUR BUDGET NOT				
				*	*	.10	1,497	* AVAILABLE BECAUSE BUDGET				
				*	*			* INFORMATION WAS NOT PROVIDED				
TOTAL	37	15	16	*	5,487*	24.00	26.61	*				
				*	*	1.63	9,135	*				

ROBIN HOOD LOW FAT MUFFINS NP  
09241943

FV : 0.50 LAUNCH DATE: SEP/1997  
RHA: .1025 EXPIRY DATE: DEC/1998

MONTHS VALID: 22 GST: NO  
MONTHS ELAPSED: 23 MEDIA: NO PROF  
MEDIA CODE: 995

MARKET	MAY/1999	JUN/1999	JUL/1999	RED.#/% * TO DATE	DIST(000) *EXP RED %	CUR FACE CUR HAND	CUR COST CUM COST	YOUR BDGT\$ REM BUDGET*	NCH FORECAST			
									FISCAL			
									MAR/1999-FEB/2000			
									ACT	FCST	TOTAL	FINAL
									---	----	-----	----
NFLD.				*	278*			*				
				*	*		185	*				
MARITIMES	1	4		*	2,687*			*				
				*	*		1,787	*				
QUEBEC	4		2	*	3,887*	1.00	1.34	* RED%	.0	.0	.0	.0
				*	*	.21	2,589	*				
ONTARIO	15	6		*	6,943*			* RED\$	.3	.1	.4	12.9
				*	*		4,617	*				
PRAIRIES	3	4	3	*	3,304*	1.50	2.01	* FORECAST REMAINING LIABILITY				0.5
				*	*	.31	2,198	*				
B.C.	4	1	59	*	1,565*	29.50	39.22	* COMPARISON TO YOUR BUDGET NOT				
	27			*	*	6.04	1,042	* AVAILABLE BECAUSE BUDGET				
				*	*			* INFORMATION WAS NOT PROVIDED				
TOTAL	27	15	64	*	18,664*	32.00	42.57	*				

DATE: JUL 27/1999

## NCH PROMOTIONAL SERVICES LTD. COUPON REDEMPTION REPORT

PAGE: 24

FOR  
ROBIN HOOD MULTIFOODS INC.PERIOD FROM-JUN 23/1999  
TO -JUL 27/1999NANAIMO BARS NP  
09241927FV : 1.00 LAUNCH DATE: SEP/1997  
RHA: .1025 EXPIRY DATE: DEC/1998MONTHS VALID: 23 GST: NO  
MONTHS ELAPSED: 23 MEDIA: NO PROF  
MEDIA CODE: 995

MARKET	MAY/1999	JUN/1999	JUL/1999	RED.#/% * TO DATE	DIST(000) *EXP RED %	CUR FACE CUR HAND	CUR COST CUM COST	YOUR BDGT\$ REM BUDGET*	NCH FORECAST			
									FISCAL			
									MAR/1999-FEB/2000			
									ACT	FCST	TOTAL	FINAL
NFLD.				*	251*		293	*	---	---	---	---
MARITIMES	1	3		*	3,793*		4,420	*				
QUEBEC	8	6	5	*	6,203*	5.00	5.83	* RED%	.0	.0	.0	.0
ONTARIO	30	19	7	*	7,757*	7.00	8.18	* RED\$	1.0	.5	1.5	31.9
PRAIRIES	11	19	9	*	5,682*	9.00	10.47	* FORECAST REMAINING LIABILITY				1.5
B.C.	5	5	68	*	2,412*	68.00	79.22	* COMPARISON TO YOUR BUDGET NOT AVAILABLE BECAUSE BUDGET INFORMATION WAS NOT PROVIDED				
TOTAL	55	52	89	*	26,098*	89.00	103.70	*				
				*		9.17	30,429	*				

LOW FAT MUFFINS RH SAVE .50 ANY VARIETY  
09241783FV : 0.50 LAUNCH DATE: SEP/1998  
RHA: .1025 EXPIRY DATE: MAR/1999MONTHS VALID: 10 GST: NO  
MONTHS ELAPSED: 11 MEDIA: ISRB  
MEDIA CODE: 568

MARKET	MAY/1999	JUN/1999	JUL/1999	RED.#/% * TO DATE	DIST(000) *EXP RED %	CUR FACE CUR HAND	CUR COST CUM COST	YOUR BDGT\$ REM BUDGET*	NCH FORECAST			
									FISCAL			
									MAR/1999-FEB/2000			
									ACT	FCST	TOTAL	FINAL
NFLD.	7	7	2	*	205*	1.00	1.32	*	---	---	---	---
MARITIMES	59	19	14	*	910*	7.00	9.31	*				
QUEBEC	162	189	34	*	2,589*	17.00	22.67	* RED%	.2	.0	.2	.6
ONTARIO	188	87	40	*	3,799*	20.00	26.62	* RED\$	2.5	.1	2.6	6.4
PRAIRIES	31	57	59	*	1,209*	29.50	39.24	* FORECAST REMAINING LIABILITY				0.2
B.C.	100	4	104	*	549*	52.00	69.10	* FORECAST LIABILITY VS				
	28			*		10.64	365	* YOUR BUDGET \$				2.6
TOTAL	547	363	253	*	9,261*	126.50	168.26	8973*	FORECAST LIABILITY IS UNDER YOUR			

DATE: JUL 27/1999

## NCH PROMOTIONAL SERVICES LTD. COUPON REDEMPTION REPORT

PAGE: 25

FOR  
ROBIN HOOD MULTIFOODS INC.PERIOD FROM-JUN 23/1999  
TO -JUL 27/1999RH NANAIMO BARS SAVE \$1.00 ANY VARIETY  
09241594FV : 1.00 LAUNCH DATE: SEP/1998  
RHA: .1025 EXPIRY DATE: DEC/1999MONTHS VALID: 10 GST: NO  
MONTHS ELAPSED: 11 MEDIA: ISRB  
MEDIA CODE: 569

MARKET	MAY/1999	JUN/1999	JUL/1999	RED.#/% * TO DATE	DIST(000) *EXP RED %	CUR FACE CUR HAND	CUR COST CUM COST	YOUR BDGT\$ REM BUDGET*	NCH FORECAST
NFLD.	11	10	10	*	174*	10.00	11.65	*	FISCAL
				*	*	1.05	203	*	MAR/1999-FEB/2000
MARITIMES	84	45	53	*	1,694*	53.00	61.92	*	ACT FCST TOTAL FCST
				*	*	5.58	1,974	*	---
QUEBEC	370	188	106	*	3,324*	106.00	123.93	* RED%	.3 .2 .5 1.1
				*	*	11.35	3,881	*	
ONTARIO	128	100	79	*	3,831*	79.00	92.19	* RED\$	4.4 2.9 7.3 18.4
				*	*	8.31	4,465	*	
PRAIRIES	96	140	80	*	2,432*	80.00	93.44	* FORECAST REMAINING LIABILITY	3.8
				*	*	8.45	2,838	*	
B.C.	117	33	72	*	1,041*	72.00	83.97	* FORECAST LIABILITY VS	
				*	*	7.47	1,215	* YOUR BUDGET \$	-4.3
				*	*			*	
TOTAL	806	516	400	*	12,496*	1500.0	467.10	14057*	FORECAST LIABILITY EXCEEDS YOUR
	.1			*	.8*	.9	42.21	-519*	BUDGET BAL.

DUNCAN HINES MIX & FROSTING SAVE \$1.00  
09241608FV : 1.00 LAUNCH DATE: SEP/1998  
RHA: .1025 EXPIRY DATE: MAR/1999MONTHS VALID: 10 GST: NO  
MONTHS ELAPSED: 11 MEDIA: ISRB  
MEDIA CODE: 568

MARKET	MAY/1999	JUN/1999	JUL/1999	RED.#/% * TO DATE	DIST(000) *EXP RED %	CUR FACE CUR HAND	CUR COST CUM COST	YOUR BDGT\$ REM BUDGET*	NCH FORECAST
NFLD.	14	12	1	*	294*	1.00	1.18	*	FISCAL
				*	*	.11	343	*	MAR/1999-FEB/2000
MARITIMES	66	16	10	*	838*	10.00	11.63	*	ACT FCST TOTAL FCST
				*	*	1.02	976	*	---
QUEBEC	724	82	235	*	5,921*	235.00	273.81	* RED%	.4 .0 .4 1.0
				*	*	24.18	6,903	*	
ONTARIO	268	123	38	*	4,357*	38.00	44.34	* RED\$	7.9 .4 8.3 18.3
				*	*	3.97	5,077	*	
PRAIRIES	91	90	32	*	2,338*	32.00	37.32	* FORECAST REMAINING LIABILITY	0.5
				*	*	3.34	2,726	*	
B.C.	130	29	118	*	1,518*	118.00	137.49	* FORECAST LIABILITY VS	
	29			*	*	12.13	1,771	* YOUR BUDGET \$	-4.2
				*	*			*	
TOTAL	1 293	352	434	*	15 266*	1500.0	505.77	14057*	FORECAST LIABILITY EXCEEDS YOUR

DATE: JUL 27/1999

NCH PROMOTIONAL SERVICES LTD. COUPON REDEMPTION REPORT  
FOR  
ROBIN HOOD MULTIFOODS INC.

PAGE: 26

PERIOD FROM-JUN 23/1999  
TO -JUL 27/1999

TOTAL CONSUMER CAKE MIXES PREVIOUS ACT

MARKET	MAY/1999	JUN/1999	JUL/1999	RED.#/% * TO DATE	DIST(000) *EXP RED %	CUR FACE CUR HAND	CUR COST CUM COST	YOUR BDGT\$ REM BUDGET*	NCH FORECAST
NFLD.	32	29	13	*	1,262*	12.00	14.15	*	FISCAL
				*	*	1.36	1,257	*	MAR/1999-FEB/2000
MARITIMES	211	88	77	*	10,226*	70.00	82.86	*	ACT FCST TOTAL FCST
				*	*	8.04	10,263	*	---
QUEBEC	1,274	465	385	*	23,173*	367.50	431.56	*	RED% .2 .0 .2 1.2
	.2	.1	.1	*	4.1*	40.14	24,384	*	
ONTARIO	637	346	164	*	28,409*	144.00	171.33	*	RED\$ 16.6 4.2 20.8 98.8
	.1	.1		*	5.0*	17.11	28,444	*	
PRAIRIES	252	314	197	*	16,722*	1703.4	204.79	*	FORECAST REMAINING LIABILITY 7.3
				*	1.0*	20.53	18,191	*	
B.C.	360	72	423	*	8,085*	341.50	411.34	*	YOUR BUDGET \$ FOR
	.1		.1	*	1.4*	43.48	8,903	*	FORECAST OFFERS 39.2
				*	*			*	
TOTAL	2,766	1,314	1,259	*	87,877*	7907.0	1316.03	39165*	
				*	1.1*	130.66	91,442	-52277*	

\* FORECAST IS TOTAL FOR EACH FORECAST-  
\* ABLE OFFER INCLUDED IN THIS BRAND/  
\* CATEGORY. TOTALS WILL NOT BE COMPLETE  
\* IF OFFER OR BUDGET DATA HAS NOT BEEN  
\* PROVIDED FOR EVERY OFFER.

DATE: JUL 27/1999

NCH PROMOTIONAL SERVICES LTD. COUPON REDEMPTION REPORT  
FOR  
ROBIN HOOD MULTIFOODS INC.

PAGE: 27

PERIOD FROM-JUN 23/1999  
TO -JUL 27/1999

TOTAL CONSUMER CAKE MIXES ACTIVE

MARKET	MAY/1999	JUN/1999	JUL/1999	RED.#/% * TO DATE	DIST(000) *EXP RED %	CUR FACE CUR HAND	CUR COST CUM COST	YOUR BDGT\$ REM BUDGET*	NCH FORECAST
NFLD.	32	29	13	* 1,262*		12.00	14.15	*	FISCAL
				* *		1.36	1,257	*	MAR/1999-FEB/2000
MARITIMES	211	88	77	* 10,226*		70.00	82.86	*	ACT FCST TOTAL FCST
				* *		8.04	10,263	*	---
QUEBEC	1,274	465	385	* 23,173*	567.8	367.50	431.56	* RED%	.2 .0 .2 1.2
	.2	.1	.1	* 4.1*		40.14	24,384	*	
ONTARIO	637	346	164	* 28,409*	567.8	144.00	171.33	* RED\$	16.6 4.2 20.8 98.8
	.1	.1		* 5.0*		17.11	28,444	*	
PRAIRIES	252	314	197	* 16,722*	1703.4	172.00	204.79	* FORECAST REMAINING LIABILITY	7.3
				* 1.0*		20.53	18,191	*	
B.C.	360	72	423	* 8,085*	568.0	341.50	411.34	* YOUR BUDGET \$ FOR	
	.1		.1	* 1.4*		43.48	8,903	* FORECAST OFFERS	39.2
				* *				*	
TOTAL	2,766	1,314	1,259	* 87,877*	7907.0	1107.00	1316.03	39165* FORECAST LIABILITY VS	
				* 1.1*		130.66	91,442	-52277* YOUR BUDGET \$	-59.5
								*	
								* FORECAST IS TOTAL FOR EACH FORECAST-	
								* ABLE OFFER INCLUDED IN THIS BRAND/	
								* CATEGORY. TOTALS WILL NOT BE COMPLETE	
								* IF OFFER OR BUDGET DATA HAS NOT BEEN	
								* PROVIDED FOR EVERY OFFER.	

DATE: JUL 27/1999

NCH PROMOTIONAL SERVICES LTD. COUPON REDEMPTION REPORT  
FOR  
ROBIN HOOD MULTIFOODS INC.

PAGE: 28

PERIOD FROM-JUN 23/1999  
TO -JUL 27/1999

TOTAL CONSUMER CAKE MIXES OLD

MARKET	MAY/1999	JUN/1999	JUL/1999	RED.#/% * TO DATE	DIST(000) *EXP RED %	CUR FACE CUR HAND	CUR COST CUM COST	YOUR BDGT\$ REM BUDGET*	NCH FORECAST
NFLD.				* 18,493*	1460.4				FISCAL
				* 1.3*			11,591		MAR/1999-FEB/2000
MARITIMES				* 93,459*	4475.6				ACT FCST TOTAL FCST
				* 2.1*			58,199		---
QUEBEC				* 215,791*	3337.0			* RED\$	.0 .0 .0 553.1
				* 6.5*			154,033		
ONTARIO				* 252,898*	6432.6			* FORECAST REMAINING LIABILITY	0.0
				* 3.9*			169,297		
PRAIRIES				* 164,565*	6506.5			* YOUR BUDGET \$ FOR	
				* 2.5*			111,690	* FORECAST OFFERS	676.5
B.C.				* 72,838*	2646.5			* FORECAST LIABILITY VS	
				* 2.8*			48,352	* YOUR BUDGET \$	123.4
TOTAL				* 818,044*	35349.5			676544*	
				* 2.3*			553,162	123382*	

FORECAST IS TOTAL FOR EACH FORECAST-  
\* ABLE OFFER INCLUDED IN THIS BRAND/  
\* CATEGORY. TOTALS WILL NOT BE COMPLETE  
\* IF OFFER OR BUDGET DATA HAS NOT BEEN  
\* PROVIDED FOR EVERY OFFER.



DATE: JUL 27/1999

NCH PROMOTIONAL SERVICES LTD. COUPON REDEMPTION REPORT  
FOR  
ROBIN HOOD MULTIFOODS INC.

PAGE: 29

PERIOD FROM-JUN 23/1999  
TO -JUL 27/1999

## TOTAL CONSUMER CAKE MIXES

MARKET	MAY/1999	JUN/1999	JUL/1999	RED.#/% * TO DATE	DIST(000) *EXP RED %	CUR FACE CUR HAND	CUR COST CUM COST	YOUR BDGT\$ REM BUDGET*	NCH FORECAST
NFLD.	32	29	13	* 19,755*	1460.4	12.00	14.15	* 12,848	FISCAL
				* 1.4*		1.36		* 82.86	MAR/1999-FEB/2000
MARITIMES	211	88	77	* 103,685*	4475.6	70.00	82.86	* 68,462	ACT FCST TOTAL
				* 2.3*		8.04		* 431.56	---
QUEBEC	1,274	465	385	* 238,964*	3904.8	367.50	431.56	* 178,417	* RED\$ 16.6 4.2 20.8
				* 6.1*		40.14		* 171.33	651.9
ONTARIO	637	346	164	* 281,307*	7000.4	144.00	171.33	* 197,741	* FORECAST REMAINING LIABILITY
				* 4.0*		17.11		* 204.79	7.3
PRAIRIES	252	314	197	* 181,287*	8209.9	172.00	204.79	* 129,881	* YOUR BUDGET \$ FOR
				* 2.2*		20.53		* 411.34	* FORECAST OFFERS
B.C.	360	72	423	* 80,923*	3214.5	341.50	411.34	* 57,255	* FORECAST LIABILITY VS
				* 2.5*		43.48		* 715709*	63.9
TOTAL	2,766	1,314	1,259	* 905,921*	43256.5	1107.00	1316.03	* 644,604	* FORECAST IS TOTAL FOR EACH FORECAST-
				* 2.1*		130.66		* 71105*	* ABLE OFFER INCLUDED IN THIS BRAND/
									* CATEGORY. TOTALS WILL NOT BE COMPLETE
									* IF OFFER OR BUDGET DATA HAS NOT BEEN
									* PROVIDED FOR EVERY OFFER.

DATE: JUL 27/1999

NCH PROMOTIONAL SERVICES LTD. COUPON REDEMPTION REPORT  
FOR  
ROBIN HOOD MULTIFOODS INC.

PAGE: 30

PERIOD FROM-JUN 23/1999  
TO -JUL 27/1999

TOTAL OBSOLETE MIXES OLD

MARKET	MAY/1999	JUN/1999	JUL/1999	RED.#/% * TO DATE	DIST(000) *EXP RED %	CUR FACE CUR HAND	CUR COST CUM COST	YOUR BDGT\$ REM BUDGET*	NCH FORECAST
NFLD.				*	5*				FISCAL
				*	*				MAR/1999-FEB/2000
				*	*		2		ACT FCST TOTAL FCST
MARITIMES		1		*	33*				---
				*	*		11		---
QUEBEC			1	*	58*	.13	.31	* RED\$	.0 .0 .0 .2
				*	*	.11	23	*	
ONTARIO	2	1	3	*	96*	.40	.90	* FORECAST REMAINING LIABILITY	0.0
				*	*	.31	34	*	
PRAIRIES	4	2	3	*	156*	.85	1.36	* YOUR BUDGET \$ FOR	
				*	*	.31	62	* FORECAST OFFERS	0.0
B.C.	3	1		*	54*			*	
				*	*		20	*	
				*	*			*	
TOTAL	9	5	7	*	402*	1.38	2.57	* FORECAST IS TOTAL FOR EACH FORECAST-	
				*	*	.73	152	* ABLE OFFER INCLUDED IN THIS BRAND/	
								* CATEGORY. TOTALS WILL NOT BE COMPLETE	
								* IF OFFER OR BUDGET DATA HAS NOT BEEN	
								* PROVIDED FOR EVERY OFFER.	

DATE: JUL 27/1999

NCH PROMOTIONAL SERVICES LTD. COUPON REDEMPTION REPORT  
FOR  
ROBIN HOOD MULTIFOODS INC.

PAGE: 31

PERIOD FROM-JUN 23/1999  
TO -JUL 27/1999

## TOTAL CONSUMER MIXES

MARKET	MAY/1999	JUN/1999	JUL/1999	RED.#/% * TO DATE	DIST(000) *EXP RED %	CUR FACE CUR HAND	CUR COST CUM COST	YOUR BDGT\$ REM BUDGET*	NCH FORECAST
NFLD.	32	29	13	* 62,994*	1831.3	12.00	14.15	*	FISCAL
				* 3.4*		1.36	28,796	*	MAR/1999-FEB/2000
MARITIMES	255	119	106	* 149,204*	5698.1	84.50	102.12	*	ACT FCST TOTAL
				* 2.6*		11.01	86,940	*	---
QUEBEC	1,281	474	397	* 392,594*	5175.2	373.13	439.22	* RED\$	26.4 17.1 43.5 1014.7
				* 7.6*		41.40	236,275	*	
ONTARIO	1,254	2,597	1,631	* 417,532*	10048.5	876.15	1146.52	* FORECAST	REMAINING LIABILITY 22.8
				* 4.2*		168.90	269,156	*	
PRAIRIES	1,141	4,839	1,649	* 414,478*	12456.5	898.85	1172.59	* YOUR BUDGET \$	FOR
				* 3.3*		171.12	268,691	* FORECAST	OFFERS 1135.6
B.C.	774	1,307	1,108	* 153,353*	4656.9	684.00	867.93	* FORECAST	LIABILITY VS
				* 3.3*		114.97	102,092	* YOUR BUDGET \$	121.1
TOTAL	4,737	9,365	4,904	* 1590,155*	59646.8	2928.63	3742.53	1135618*	FORECAST IS TOTAL FOR EACH FORECAST-
				* 2.7*		508.76	991,950	143668*	ABLE OFFER INCLUDED IN THIS BRAND/
									CATEGORY. TOTALS WILL NOT BE COMPLETE
									IF OFFER OR BUDGET DATA HAS NOT BEEN
									PROVIDED FOR EVERY OFFER.

36

DATE: JUL 27/1999

NCH PROMOTIONAL SERVICES LTD. COUPON REDEMPTION REPORT  
FOR  
ROBIN HOOD MULTIFOODS INC.

PAGE: 33

PERIOD FROM-JUN 23/1999  
TO -JUL 27/1999

TOTAL BAKING CHOCOLATE OLD

MARKET	MAY/1999	JUN/1999	JUL/1999	RED.#/% * TO DATE	DIST(000) *EXP RED %	CUR FACE CUR HAND	CUR COST CUM COST	YOUR BDGT\$ REM BUDGET*	NCH FORECAST
NFLD.				*	3*			*	FISCAL
MARITIMES				*	6*		2	*	MAR/1999-FEB/2000
QUEBEC	2			*	15*		3	*	ACT FCST TOTAL FCST
ONTARIO	1			*	17*		9	*	---
PRAIRIES				*	10*		9	*	---
B.C.				*	5*		4	*	---
TOTAL	3			*	56*		29	*	---

\* RED\$ .0 .0 .0 .0  
 \* FORECAST REMAINING LIABILITY 0.0  
 \* YOUR BUDGET \$ FOR  
 \* FORECAST OFFERS 0.0  
 \* FORECAST IS TOTAL FOR EACH FORECAST-  
 \* ABLE OFFER INCLUDED IN THIS BRAND/  
 \* CATEGORY. TOTALS WILL NOT BE COMPLETE  
 \* IF OFFER OR BUDGET DATA HAS NOT BEEN  
 \* PROVIDED FOR EVERY OFFER.

DATE: JUL 27/1999

NCH PROMOTIONAL SERVICES LTD. COUPON REDEMPTION REPORT  
FOR  
ROBIN HOOD MULTIFOODS INC.

PAGE: 34

PERIOD FROM-JUN 23/1999  
TO -JUL 27/1999

TOTAL BREAD &amp; ROLL MIX CURRENT FISCAL

MARKET	MAY/1999	JUN/1999	JUL/1999	RED.#/% * TO DATE	DIST(000) *EXP RED %	CUR FACE CUR HAND	CUR COST CUM COST	YOUR BDGT\$ REM BUDGET*	NCH FORECAST
-----									-----
									FISCAL
									MAR/1999-FEB/2000
TOTAL				*	*			*	
									* THIS BRAND TOTAL DOES NOT YET
									* CONTAIN ANY ACTIVE OFFERS
									*

BREAD FLOUR NP  
09241624

FV : 8.00 LAUNCH DATE: AUG/1997 MONTHS VALID: 22 GST: NO  
RHA: .1025 EXPIRY DATE: /0000 MONTHS ELAPSED: 24 MEDIA: NO PROF  
MEDIA CODE: 995

MARKET	MAY/1999	JUN/1999	JUL/1999	RED.#/% * TO DATE	DIST(000) *EXP RED %	CUR FACE CUR HAND	CUR COST CUM COST	YOUR BDGT\$ REM BUDGET*	NCH FORECAST
-----									-----
									FISCAL
									MAR/1999-FEB/2000
MARITIMES	3	2		*	23*		168	*	ACT FCST TOTAL FCST
ONTARIO	10	6	12	*	172*	88.98	90.95	*	---
PRAIRIES	3	9	5	*	119*	38.06	38.88	*	RED% .0 .0 .0 .0
B.C.	4	2	1	*	40*	8.00	8.18	*	RED\$ .8 .9 1.7 5.7
TOTAL	20	19	18	*	354*	135.04	138.01	*	FORECAST REMAINING LIABILITY 3.0
									* COMPARISON TO YOUR BUDGET NOT
									* AVAILABLE BECAUSE BUDGET
									* INFORMATION WAS NOT PROVIDED
									*
									*

DATE: JUL 27/1999

NCH PROMOTIONAL SERVICES LTD. COUPON REDEMPTION REPORT  
FOR  
ROBIN HOOD MULTIFOODS INC.

PAGE: 35

PERIOD FROM-JUN 23/1999  
TO -JUL 27/1999

BREAD FLOUR NP  
09241800

FV : 0.50 LAUNCH DATE: SEP/1997  
RHA: .1025 EXPIRY DATE: /0000

MONTHS VALID: 22 GST: NO  
MONTHS ELAPSED: 23 MEDIA: NO PROF  
MEDIA CODE: 995

MARKET	MAY/1999	JUN/1999	JUL/1999	RED.#/% * TO DATE	DIST(000) *EXP RED %	CUR FACE CUR HAND	CUR COST CUM COST	YOUR BDGT\$ REM BUDGET*	NCH FORECAST			
										FISCAL		
										MAR/1999-FEB/2000		
										ACT	FCST	FINAL
NFLD.	1			*	8*		5	*		---	----	FCST
MARITIMES	10	2	1	*	77*	.50	.67	*				
				*	*	.11	51	*				
QUEBEC		3	2	*	31*	1.00	1.33	* RED%	.0	.0	.0	.0
				*	*	.21	21	*				
ONTARIO	54	27	20	*	612*	10.00	13.30	* RED\$	.2	.2	.4	1.3
				*	*	2.07	407	*				
PRAIRIES	7	10	9	*	166*	4.50	6.06	* FORECAST REMAINING LIABILITY				0.7
				*	*	.97	111	*				
B.C.	4	4	3	*	79*	1.50	2.00	* COMPARISON TO YOUR BUDGET NOT				
				*	*	.31	53	* AVAILABLE BECAUSE BUDGET				
				*	*			* INFORMATION WAS NOT PROVIDED				
TOTAL	76	46	35	*	973*	17.50	23.36	*				
				*	*	3.67	648	*				

## TOTAL BREAD &amp; ROLL MIX PREVIOUS OFFERS

MARKET	MAY/1999	JUN/1999	JUL/1999	RED.#/% * TO DATE	DIST(000) *EXP RED %	CUR FACE CUR HAND	CUR COST CUM COST	YOUR BDGT\$ REM BUDGET*	NCH FORECAST			
										FISCAL		
										MAR/1999-FEB/2000		
										ACT	FCST	FINAL
NFLD.	1			*	8*		5	*		---	----	FCST
MARITIMES	13	4	1	*	100*	.50	.67	*				
				*	*	.11	219	*				
QUEBEC		3	2	*	31*	1.00	1.33	* RED%	.0	.0	.0	.0
				*	*	.21	21	*				
ONTARIO	64	33	32	*	784*	98.98	104.25	* RED\$	1.0	1.1	2.1	7.0
				*	*	3.31	1,745	*				
PRAIRIES	10	19	14	*	285*	42.56	44.94	* FORECAST REMAINING LIABILITY				3.7
				*	*	1.49	1,022	*				
B.C.	8	6	4	*	119*	9.50	10.18	* YOUR BUDGET \$ FOR				
				*	*	.42	357	* FORECAST OFFERS				0.0
				*	*			*				
TOTAL	39 96	65	53	*	1,327*	152.54	161.37	*				
				*	*	5.54	3,369	*				

\* FORECAST IS TOTAL FOR EACH FORECAST-

PERIOD FROM-JUN 23/1999  
TO -JUL 27/1999

TOTAL BREAD &amp; ROLL MIX ACTIVE

MARKET	MAY/1999	JUN/1999	JUL/1999	RED.#/% * TO DATE	DIST(000) *EXP RED %	CUR FACE CUR HAND	CUR COST CUM COST	YOUR BDGT\$ REM BUDGET*	NCH FORECAST			
									FISCAL			
									MAR/1999-FEB/2000			
									ACT	FCST	TOTAL	FCST
NFLD.	1			*	8*		5	*				
MARITIMES	13	4	1	*	100*	.50	.67	*	---	----	-----	----
				*	*	.11	219	*				
QUEBEC		3	2	*	31*	1.00	1.33	* RED%	.0	.0	.0	.0
				*	*	.21	21	*				
ONTARIO	64	33	32	*	784*	98.98	104.25	* RED\$	1.0	1.1	2.1	7.0
				*	*	3.31	1,745	*				
PRAIRIES	10	19	14	*	285*	42.56	44.94	* FORECAST REMAINING LIABILITY				3.7
				*	*	1.49	1,022	*				
B.C.	8	6	4	*	119*	9.50	10.18	* YOUR BUDGET \$ FOR				
				*	*	.42	357	* FORECAST OFFERS				0.0
				*	*			*				
TOTAL	96	65	53	*	1,327*	152.54	161.37	* FORECAST LIABILITY VS				
				*	*	5.54	3,369	* YOUR BUDGET \$				-7.0
* FORECAST IS TOTAL FOR EACH FORECAST- * ABLE OFFER INCLUDED IN THIS BRAND/ * CATEGORY. TOTALS WILL NOT BE COMPLETE * IF OFFER OR BUDGET DATA HAS NOT BEEN * PROVIDED FOR EVERY OFFER.												



DATE: JUL 27/1999

NCH PROMOTIONAL SERVICES LTD. COUPON REDEMPTION REPORT  
FOR  
ROBIN HOOD MULTIFOODS INC.

PAGE: 37

PERIOD FROM-JUN 23/1999  
TO -JUL 27/1999

TOTAL BREAD &amp; ROLL MIX OLD

MARKET	MAY/1999	JUN/1999	JUL/1999	RED.#/% * TO DATE	DIST(000) *EXP RED %	CUR FACE CUR HAND	CUR COST CUM COST	YOUR BDGT\$ REM BUDGET*	NCH FORECAST
NFLD.				*	*	5.0			FISCAL
				*	*				MAR/1999-FEB/2000
				*	*				ACT FCST TOTAL FCST
MARITIMES				*	94*	15.0			---
				*	.6*		39		
QUEBEC				*	60*	5.0			* RED\$ .0 .0 .0 .7
				*	1.2*		25		
ONTARIO			1	*	634*	5.0	.22	.40	* FORECAST REMAINING LIABILITY 0.0
				*	12.7*		.11	265	
PRAIRIES				*	465*	15.0			* YOUR BUDGET \$ FOR
				*	3.1*			197	* FORECAST OFFERS 0.3
B.C.				*	342*	5.0			
				*	6.8*		144		* FORECAST LIABILITY VS
				*	*				* YOUR BUDGET \$ -0.4
TOTAL			1	*	1,595*	50.0	.22	.40	301*
				*	3.2*		.11	670	-369*

FORECAST IS TOTAL FOR EACH FORECAST-  
\* ABLE OFFER INCLUDED IN THIS BRAND/  
\* CATEGORY. TOTALS WILL NOT BE COMPLETE  
\* IF OFFER OR BUDGET DATA HAS NOT BEEN  
\* PROVIDED FOR EVERY OFFER.

DATE: JUL 27/1999

NCH PROMOTIONAL SERVICES LTD. COUPON REDEMPTION REPORT  
FOR  
ROBIN HOOD MULTIFOODS INC.

PAGE: 38

PERIOD FROM-JUN 23/1999  
TO -JUL 27/1999

TOTAL BREAD &amp; ROLL MIX

MARKET	MAY/1999	JUN/1999	JUL/1999	RED.#/% * TO DATE	DIST(000) *EXP RED %	CUR FACE CUR HAND	CUR COST CUM COST	YOUR BDGT\$ REM BUDGET*	NCH FORECAST
NFLD.	1			*	8*	5.0			FISCAL
				*	.2*		5		MAR/1999-FEB/2000
MARITIMES	13	4	1	*	194*	15.0	.50	.67	ACT FCST TOTAL FCST
	.1			*	1.3*		.11	258	---
QUEBEC		3	2	*	91*	5.0	1.00	1.33	* RED\$ 1.0 1.1 2.1 7.7
		.1		*	1.8*		.21	46	
ONTARIO	64	33	33	*	1,418*	5.0	99.20	104.65	* FORECAST REMAINING LIABILITY 3.7
	1.3	.7	.7	*	28.4*		3.42	2,010	
PRAIRIES	10	19	14	*	750*	15.0	42.56	44.94	* YOUR BUDGET \$ FOR
	.1	.1	.1	*	5.0*		1.49	1,219	* FORECAST OFFERS 0.3
B.C.	8	6	4	*	461*	5.0	9.50	10.18	
	.2	.1	.1	*	9.2*		.42	501	* FORECAST LIABILITY VS
				*	*				* YOUR BUDGET \$ -7.4
TOTAL	96	65	54	*	2,922*	50.0	152.76	161.77	301*
	.2	.1	.1	*	5.8*		5.65	4,039	-3738*

FORECAST IS TOTAL FOR EACH FORECAST-  
\* ABLE OFFER INCLUDED IN THIS BRAND/  
\* CATEGORY. TOTALS WILL NOT BE COMPLETE  
\* IF OFFER OR BUDGET DATA HAS NOT BEEN  
\* PROVIDED FOR EVERY OFFER.

DATE: JUL 27/1999

NCH PROMOTIONAL SERVICES LTD. COUPON REDEMPTION REPORT  
FOR  
ROBIN HOOD MULTIFOODS INC.

PAGE: 39

PERIOD FROM-JUN 23/1999  
TO -JUL 27/1999

TOTAL NEW PRODUCTS

MARKET	MAY/1999	JUN/1999	JUL/1999	RED.#/% * TO DATE	DIST(000) *EXP RED %	CUR FACE CUR HAND	CUR COST CUM COST	YOUR BDGT\$ REM BUDGET*	NCH FORECAST
NFLD.	1			* 11*	5.0				FISCAL
				* .2*			7		MAR/1999-FEB/2000
MARITIMES	13	4	1	* 200*	15.0	.50	.67		ACT FCST TOTAL FCST
	.1			* 1.3*		.11	261		---
QUEBEC	2	3	2	* 106*	5.0	1.00	1.33	* RED\$	1.0 1.1 2.1 7.7
		.1		* 2.1*		.21	55		
ONTARIO	66	33	33	* 1,438*	5.0	99.20	104.65	* FORECAST REMAINING LIABILITY	3.7
	1.3	.7	.7	* 28.8*		3.42	2,020		
PRAIRIES	10	19	14	* 761*	15.0	42.56	44.94	* YOUR BUDGET \$ FOR	
	.1	.1	.1	* 5.1*		1.49	1,223	* FORECAST OFFERS	0.3
B.C.	8	6	4	* 466*	5.0	9.50	10.18		
	.2	.1	.1	* 9.3*		.42	503	* FORECAST LIABILITY VS	
				* *				* YOUR BUDGET \$	-7.4
TOTAL	100	65	54	* 2,982*	50.0	152.76	161.77	301*	
	.2	.1	.1	* 6.0*		5.65	4,069	-3768*	FORECAST IS TOTAL FOR EACH FORECAST-
									* ABLE OFFER INCLUDED IN THIS BRAND/
									* CATEGORY. TOTALS WILL NOT BE COMPLETE
									* IF OFFER OR BUDGET DATA HAS NOT BEEN
									* PROVIDED FOR EVERY OFFER.

PERIOD FROM-JUN 23/1999  
TO -JUL 27/1999

## TOTAL CEREAL PRODUCTS CURRENT FISCAL

MARKET	MAY/1999	JUN/1999	JUL/1999	* RED.#/% TO DATE	* DIST(000) EXP RED %	CUR FACE CUR HAND	CUR COST CUM COST	YOUR BDGT\$ REM BUDGET*	NCH	FORECAST
				*	*			*		
				*	*			*		FISCAL
				*	*			*		MAR/1999-FEB/2000
TOTAL				*	*			*		
				*	*			*	THIS BRAND TOTAL DOES NOT YET	
								*	CONTAIN ANY ACTIVE OFFERS	
								*		

ANY ROBIN HOOD PRODUCT NP  
09241637

```

FV : 0.50    LAUNCH DATE: JUN/1997    MONTHS VALID: 24    GST: NO
RHA: .1025   EXPIRY DATE:    /0000    MONTHS ELAPSED: 26    MEDIA: NO PROF
                                           MEDIA CODE: 995

```

MARKET	MAY/1999	JUN/1999	JUL/1999	* RED.#/% TO DATE	DIST(000) *EXP RED %	CUR FACE CUR HAND	CUR COST CUM COST	YOUR BDGT\$ REM BUDGET*	NCH FORECAST				
				*-----*	*-----*	-----	-----	-----*	-----				
				*	*			*	FISCAL				
NFLD.				*	4*			*	MAR/1999-FEB/2000				FINAL
				*	*		3	*	ACT	FCST	TOTAL	FCST	
MARITIMES		1		*	14*			*	---	----	-----	----	
				*	*		9	*					
QUEBEC	2	35	1	*	336*	.50	.68	* RED%	.0	.0	.0	.0	
				*	*	.11	224	*					
ONTARIO	5	1	3	*	194*	1.50	2.00	* RED\$	.1	.1	.2	.7	
				*	*	.31	129	*					
PRAIRIES	3	3		*	96*			*	FORECAST REMAINING LIABILITY				0.2
				*	*		64	*					
B.C.	1			*	53*			*	COMPARISON TO YOUR BUDGET NOT				
				*	*		35	*	AVAILABLE BECAUSE BUDGET				
				*	*			*	INFORMATION WAS NOT PROVIDED				
TOTAL	11	40	4	*	697*	2.00	2.68	*					
				*	*	.42	464	*					

DATE: JUL 27/1999

NCH PROMOTIONAL SERVICES LTD. COUPON REDEMPTION REPORT  
FOR  
ROBIN HOOD MULTIFOODS INC.

PAGE: 41

PERIOD FROM-JUN 23/1999  
TO -JUL 27/1999

RED RIVER CEREAL NP  
09236569

FV : 0.75 LAUNCH DATE: SEP/1998  
RHA: .1025 EXPIRY DATE: FEB/1999

MONTHS VALID: 9 GST: NO  
MONTHS ELAPSED: 11 MEDIA: NO PROF  
MEDIA CODE: 994

MARKET	MAY/1999	JUN/1999	JUL/1999	RED.#/% * TO DATE	DIST(000) *EXP RED %	CUR FACE CUR HAND	CUR COST CUM COST	YOUR BDGT\$ REM BUDGET*	NCH FORECAST			
									FISCAL			
									MAR/1999-FEB/2000			
									ACT	FCST	TOTAL	FINAL
NFLD.		1		*	13*		12	*	---	----	-----	-----
MARITIMES	2	2		*	283*		259	*				
QUEBEC		1	1	*	2*	.75	.92	* RED%	.0	.0	.0	.0
ONTARIO	64	7	5	*	1,404*	3.75	4.59	* RED\$	.4	.3	.7	2.1
PRAIRIES	2		1	*	15*	.75	.92	* FORECAST REMAINING LIABILITY				0.5
B.C.				*	1*	.10	14	*	COMPARISON TO YOUR BUDGET NOT AVAILABLE BECAUSE BUDGET INFORMATION WAS NOT PROVIDED			
TOTAL	68	11	7	*	1,718*	5.25	6.43	*				
				*		.73	1,573	*				

RED RIVER CEREAL NP  
09236556

FV : 0.75 LAUNCH DATE: SEP/1998  
RHA: .1025 EXPIRY DATE: FEB/1999

MONTHS VALID: 10 GST: NO  
MONTHS ELAPSED: 11 MEDIA: NO PROF  
MEDIA CODE: 994

MARKET	MAY/1999	JUN/1999	JUL/1999	RED.#/% * TO DATE	DIST(000) *EXP RED %	CUR FACE CUR HAND	CUR COST CUM COST	YOUR BDGT\$ REM BUDGET*	NCH FORECAST			
									FISCAL			
									MAR/1999-FEB/2000			
									ACT	FCST	TOTAL	FINAL
NFLD.		1		*	16*		15	*	---	----	-----	-----
MARITIMES	5	2	1	*	505*	.75	.92	*				
QUEBEC	6	2		*	240*	.11	463	* RED%	.0	.0	.0	.0
ONTARIO	120	25	21	*	5,053*	15.75	19.24	* RED\$	1.5	1.1	2.6	9.8
PRAIRIES	10	10	2	*	1,214*	1.50	1.85	* FORECAST REMAINING LIABILITY				2.2
B.C.	46	23	14	*	1,317*	10.50	12.87	* COMPARISON TO YOUR BUDGET NOT AVAILABLE BECAUSE BUDGET INFORMATION WAS NOT PROVIDED				
	45			*		1.51	1,208	*				
TOTAL	187	63	38	*	8,345*	28.50	34.88	*				

DATE: JUL 27/1999

NCH PROMOTIONAL SERVICES LTD. COUPON REDEMPTION REPORT  
FOR  
ROBIN HOOD MULTIFOODS INC.

PAGE: 42

PERIOD FROM-JUN 23/1999  
TO -JUL 27/1999

TOTAL CEREAL PRODUCTS PREVIOUS ACTIVE

MARKET	MAY/1999	JUN/1999	JUL/1999	RED.#/% * TO DATE	DIST(000) *EXP RED %	CUR FACE CUR HAND	CUR COST CUM COST	YOUR BDGT\$ REM BUDGET*	NCH FORECAST			
									FISCAL			
NFLD.		2		*	33*				MAR/1999-FEB/2000			
				*	*		30		ACT	FCST	TOTAL	FINAL
MARITIMES	7	5	1	*	802*	.75	.92	*	---	----	-----	----
				*	*	.11	731	*				
QUEBEC	8	38	2	*	578*	1.25	1.60	* RED%	.0	.0	.0	.0
				*	*	.22	447	*				
ONTARIO	189	33	29	*	6,651*	21.00	25.83	* RED\$	2.0	1.5	3.5	12.6
				*	*	3.04	6,041	*				
PRAIRIES	15	13	3	*	1,325*	2.25	2.77	* FORECAST REMAINING LIABILITY				2.9
				*	*	.32	1,192	*				
B.C.	47	23	14	*	1,371*	10.50	12.87	* YOUR BUDGET \$ FOR				
				*	*	1.51	1,244	* FORECAST OFFERS				0.0
				*	*			*				
TOTAL	266	114	49	*	10,760*	35.75	43.99	*				
				*	*	5.20	9,685	*				

\* FORECAST IS TOTAL FOR EACH FORECAST-  
\* ABLE OFFER INCLUDED IN THIS BRAND/  
\* CATEGORY. TOTALS WILL NOT BE COMPLETE  
\* IF OFFER OR BUDGET DATA HAS NOT BEEN  
\* PROVIDED FOR EVERY OFFER.

PERIOD FROM-JUN 23/1999  
TO -JUL 27/1999

TOTAL CEREAL PRODUCTS ACTIVE

MARKET	MAY/1999	JUN/1999	JUL/1999	RED.#/% * TO DATE	DIST(000) *EXP RED %	CUR FACE CUR HAND	CUR COST CUM COST	YOUR BDGT\$ REM BUDGET*	NCH FORECAST			
									FISCAL			
									MAR/1999-FEB/2000			
									ACT	FCST	TOTAL	FINAL FCST
NFLD.		2		*	33*		30	*				
MARITIMES	7	5	1	*	802*	.75	.92	*	---	----	-----	----
				*	*	.11	731	*				
QUEBEC	8	38	2	*	578*	1.25	1.60	* RED%	.0	.0	.0	.0
				*	*	.22	447	*				
ONTARIO	189	33	29	*	6,651*	21.00	25.83	* RED\$	2.0	1.5	3.5	12.6
				*	*	3.04	6,041	*				
PRAIRIES	15	13	3	*	1,325*	2.25	2.77	* FORECAST REMAINING LIABILITY				2.9
				*	*	.32	1,192	*				
B.C.	47	23	14	*	1,371*	10.50	12.87	* YOUR BUDGET \$ FOR				
				*	*	1.51	1,244	* FORECAST OFFERS				0.0
				*	*			*				
TOTAL	266	114	49	*	10,760*	35.75	43.99	* FORECAST LIABILITY VS				
				*	*	5.20	9,685	* YOUR BUDGET \$				-12.6
* FORECAST IS TOTAL FOR EACH FORECAST- * ABLE OFFER INCLUDED IN THIS BRAND/ * CATEGORY. TOTALS WILL NOT BE COMPLETE * IF OFFER OR BUDGET DATA HAS NOT BEEN * PROVIDED FOR EVERY OFFER.												

DATE: JUL 27/1999

NCH PROMOTIONAL SERVICES LTD. COUPON REDEMPTION REPORT  
FOR  
ROBIN HOOD MULTIFOODS INC.

PAGE: 44

PERIOD FROM-JUN 23/1999  
TO -JUL 27/1999

TOTAL CEREAL PRODUCTS OLD

MARKET	MAY/1999	JUN/1999	JUL/1999	RED.#/% * TO DATE	DIST(000) *EXP RED %	CUR FACE CUR HAND	CUR COST CUM COST	YOUR BDGT\$ REM BUDGET*	NCH FORECAST
NFLD.				* 21,804*	2731.1				FISCAL
				* .8*			13,076		MAR/1999-FEB/2000
MARITIMES		2		* 77,176*	6402.2				ACT FCST TOTAL FCST
				* 1.2*			46,730		---
QUEBEC		2	3	* 106,976*	1177.1	1.14	1.64	* RED\$	.0 .0 .0 539.6
				* 9.1*		.31	60,109		
ONTARIO	18	19	12	* 436,169*	18018.9	2.90	4.91	* FORECAST REMAINING LIABILITY	0.4
				* 2.4*		1.26	237,565		
PRAIRIES	2	7		* 197,560*	5930.6			* YOUR BUDGET \$ FOR	
				* 3.3*			125,299	* FORECAST OFFERS	527.4
B.C.	3	8		* 91,507*	2636.2				
				* 3.5*			56,766	* FORECAST LIABILITY VS	
				* *				* YOUR BUDGET \$	-11.9
TOTAL	23	38	15	* 931,192*	37073.3	4.04	6.55	527379*	
				* 2.5*		1.57	539,545	-12166*	FORECAST IS TOTAL FOR EACH FORECAST-
									* ABLE OFFER INCLUDED IN THIS BRAND/
									* CATEGORY. TOTALS WILL NOT BE COMPLETE
									* IF OFFER OR BUDGET DATA HAS NOT BEEN
									* PROVIDED FOR EVERY OFFER.



DATE: JUL 27/1999

NCH PROMOTIONAL SERVICES LTD. COUPON REDEMPTION REPORT  
FOR  
ROBIN HOOD MULTIFOODS INC.

PAGE: 45

PERIOD FROM-JUN 23/1999  
TO -JUL 27/1999

## TOTAL CEREAL PRODUCTS

MARKET	MAY/1999	JUN/1999	JUL/1999	RED.#/% * TO DATE	DIST(000) *EXP RED %	CUR FACE CUR HAND	CUR COST CUM COST	YOUR BDGT\$ REM BUDGET*	NCH FORECAST
NFLD.		2		* 21,837*	2731.1				FISCAL
				* .8*			13,106		MAR/1999-FEB/2000
MARITIMES	7	7	1	* 77,978*	6402.2	.75	.92		ACT FCST TOTAL FCST
				* 1.2*		.11	47,461		---
QUEBEC	8	40	5	* 107,554*	1177.1	2.39	3.24	* RED\$	2.0 1.5 3.5 552.2
				* 9.1*		.53	60,556		
ONTARIO	207	52	41	* 442,820*	18018.9	23.90	30.74	* FORECAST REMAINING LIABILITY	3.3
				* 2.5*		4.30	243,606		
PRAIRIES	17	20	3	* 198,885*	5930.6	2.25	2.77	* YOUR BUDGET \$ FOR	
				* 3.4*		.32	126,491	* FORECAST OFFERS	527.4
B.C.	50	31	14	* 92,878*	2636.2	10.50	12.87		
				* 3.5*		1.51	58,010	* FORECAST LIABILITY VS	
				* *				* YOUR BUDGET \$	-24.5
TOTAL	289	152	64	* 941,952*	37073.3	39.79	50.54	527379*	
				* 2.5*		6.77	549,230	-21851*	FORECAST IS TOTAL FOR EACH FORECAST-
									* ABLE OFFER INCLUDED IN THIS BRAND/
									* CATEGORY. TOTALS WILL NOT BE COMPLETE
									* IF OFFER OR BUDGET DATA HAS NOT BEEN
									* PROVIDED FOR EVERY OFFER.

DATE: JUL 27/1999

NCH PROMOTIONAL SERVICES LTD. COUPON REDEMPTION REPORT  
FOR  
ROBIN HOOD MULTIFOODS INC.

PAGE: 46

PERIOD FROM-JUN 23/1999  
TO -JUL 27/1999

TOTAL PANCAKE MIX OLD

MARKET	MAY/1999	JUN/1999	JUL/1999	RED.#/% * TO DATE	DIST(000) *EXP RED %	CUR FACE CUR HAND	CUR COST CUM COST	YOUR BDGT\$ REM BUDGET*	NCH FORECAST
ONTARIO			1	* 7,571*	7515.0	.17	.35	*	FISCAL
				* .1*		.11	4,906	*	MAR/1999-FEB/2000
PRAIRIES		1		* 2*				*	ACT FCST TOTAL
				* *			2	*	---
B.C.				* 1*				*	RED\$ .0 .0 .0
				* *				*	
				* *				*	FORECAST REMAINING LIABILITY
TOTAL		1	1	* 7,574*	7515.0	.17	.35	27910*	0.0
				* .1*		.11	4,908	23002*	YOUR BUDGET \$ FOR
									FORECAST OFFERS
									27.9
									FORECAST LIABILITY VS
									YOUR BUDGET \$
									23.2
									FORECAST IS TOTAL FOR EACH FORECAST-
									ABLE OFFER INCLUDED IN THIS BRAND/
									CATEGORY. TOTALS WILL NOT BE COMPLETE
									IF OFFER OR BUDGET DATA HAS NOT BEEN
									PROVIDED FOR EVERY OFFER.

DATE: JUL 27/1999

NCH PROMOTIONAL SERVICES LTD. COUPON REDEMPTION REPORT  
FOR  
ROBIN HOOD MULTIFOODS INC.

PAGE: 47

PERIOD FROM-JUN 23/1999  
TO -JUL 27/1999

TOTAL RH ALL PURPOSE CURRENT FISCAL

MARKET	MAY/1999	JUN/1999	JUL/1999	RED.#/% * TO DATE	DIST(000) *EXP RED %	CUR FACE CUR HAND	CUR COST CUM COST	YOUR BDGT\$ REM BUDGET*	NCH FORECAST
									FISCAL
									MAR/1999-FEB/2000
TOTAL				*	*				* THIS BRAND TOTAL DOES NOT YET * CONTAIN ANY ACTIVE OFFERS *

RHAP FLOUR BK/SV NATIONAL FALL  
0923437

FV : 0.75 LAUNCH DATE: AUG/1980 MONTHS VALID: 225 GST: NO  
RHA: .1025 EXPIRY DATE: /0000 MONTHS ELAPSED:228 MEDIA: IPS  
MEDIA CODE: 103

MARKET	MAY/1999	JUN/1999	JUL/1999	RED.#/% * TO DATE	DIST(000) *EXP RED %	CUR FACE CUR HAND	CUR COST CUM COST	YOUR BDGT\$ REM BUDGET*	NCH FORECAST
									FISCAL
									MAR/1999-FEB/2000
NFLD.				*	296*		246	*	ACT FCST TOTAL FCST
MARITIMES				*	39,344*		32,928	*	---
QUEBEC				*	2,406*		2,014	*	RED% .0 .0 .0 39.5
ONTARIO				*	9,583*		7,990	*	RED\$ .0 .0 .0 165.5
PRAIRIES		1		*	88,369*		74,041	*	FORECAST REMAINING LIABILITY 0.0
B.C.				*	57,691*		48,273	*	FORECAST LIABILITY VS * YOUR BUDGET \$ -62.8
TOTAL		1		*	197,689*	500.0	165,492	102706*	FORECAST LIABILITY EXCEEDS YOUR -62786* BUDGET BAL.
				*	39.5*	25.0			

DATE: JUL 27/1999

## NCH PROMOTIONAL SERVICES LTD. COUPON REDEMPTION REPORT

PAGE: 48

FOR  
ROBIN HOOD MULTIFOODS INC.PERIOD FROM-JUN 23/1999  
TO -JUL 27/1999FESTIVE MEMORIES  
0933111FV : 0.50 LAUNCH DATE: NOV/1981  
RHA: .1025 EXPIRY DATE: /0000MONTHS VALID: 211 GST: NO  
MONTHS ELAPSED:213 MEDIA: DM  
MEDIA CODE: 407

MARKET	MAY/1999	JUN/1999	JUL/1999	RED.#/% * TO DATE	DIST(000) *EXP RED %	CUR FACE CUR HAND	CUR COST CUM COST	YOUR BDGT\$ REM BUDGET*	NCH FORECAST
NFLD.				*	*				FISCAL
				*	6,246*	23.4			MAR/1999-FEB/2000
				*	26.7*		3,754		ACT FCST TOTAL FCST
MARITIMES	3			*	40,793*	136.6			---
				*	29.9*		24,692		---
QUEBEC	1			*	188,978*	703.7			* RED% .0 .0 .0 24.6
				*	26.9*		113,790		
ONTARIO	4	3		*	269,142*	1308.1			* RED\$ .0 .0 .0 456.7
				*	20.6*		162,180		
PRAIRIES	2		1	*	148,918*	475.9	.50	.68	* FORECAST REMAINING LIABILITY 0.1
				*	31.3*		.11	90,216	
B.C.		1		*	102,937*	436.2			* FORECAST LIABILITY VS
				*	23.6*		61,971		* YOUR BUDGET \$ -218.7
				*	*				
TOTAL	10	4	1	*	757,014*	3083.9	.50	.68	237970* FORECAST LIABILITY EXCEEDS YOUR
				*	24.5*	13.0	.11	456,603	-218633* BUDGET BAL.

J\* R.H. ALL PURPOSE FLOUR NAT.  
0936261FV : 0.50 LAUNCH DATE: AUG/1981  
RHA: .1025 EXPIRY DATE: /0000MONTHS VALID: 214 GST: NO  
MONTHS ELAPSED:216 MEDIA: IPS  
MEDIA CODE: 103

MARKET	MAY/1999	JUN/1999	JUL/1999	RED.#/% * TO DATE	DIST(000) *EXP RED %	CUR FACE CUR HAND	CUR COST CUM COST	YOUR BDGT\$ REM BUDGET*	NCH FORECAST
NFLD.				*	*				FISCAL
				*	5,590*				MAR/1999-FEB/2000
				*	*		3,420		ACT FCST TOTAL FCST
MARITIMES	2			*	24,184*				---
				*	*		14,793		---
QUEBEC				*	41,350*				* RED% .0 .0 .0 40.4
				*	*		25,272		
ONTARIO	1	1	1	*	62,009*		.50	.67	* RED\$ .0 .0 .0 148.2
				*	*		.10	37,827	
PRAIRIES	12	2	2	*	73,667*		1.00	1.34	* FORECAST REMAINING LIABILITY 0.1
				*	*		.21	45,198	
B.C.		1		*	35,547*				* FORECAST LIABILITY VS
	52			*	*		21,636		* YOUR BUDGET \$ -119.4
				*	*				
TOTAL	15	4	3	*	242,347*	600.0	1.50	2.01	28800* FORECAST LIABILITY EXCEEDS YOUR

DATE: JUL 27/1999

## NCH PROMOTIONAL SERVICES LTD. COUPON REDEMPTION REPORT

PAGE: 49

FOR  
ROBIN HOOD MULTIFOODS INC.PERIOD FROM-JUN 23/1999  
TO -JUL 27/1999P\* RHAPF MISC REGIONAL HNDOUTS  
0933257FV : 0.50 LAUNCH DATE: APR/1982  
RHA: .1025 EXPIRY DATE: /0000MONTHS VALID: 208 GST: NO  
MONTHS ELAPSED:208 MEDIA: ISD  
MEDIA CODE: 904

MARKET	MAY/1999	JUN/1999	JUL/1999	RED.#/% * TO DATE	DIST(000) *EXP RED %	CUR FACE CUR HAND	CUR COST CUM COST	YOUR BDGT\$ REM BUDGET*	NCH FORECAST
NFLD.				*	*			*	FISCAL
				*	3,549*			*	MAR/1999-FEB/2000
				*	*		2,214	*	ACT FCST TOTAL FCST
MARITIMES	8			*	7,662*			*	---
				*	*		4,925	*	
QUEBEC	1			*	3,819*			*	RED% .0 .0 .0 32.8
				*	*		2,430	*	
ONTARIO	4	3		*	74,762*			*	RED\$ .0 .0 .0 101.9
				*	*		46,256	*	
PRAIRIES		1		*	64,320*			*	FORECAST REMAINING LIABILITY 0.1
				*	*		39,971	*	
B.C.			1	*	9,567*	.50	.66	*	FORECAST LIABILITY VS
				*	*	.10	6,023	*	YOUR BUDGET \$ -93.4
				*	*			*	
TOTAL	13	4	1	*	163,679*	500.0	.66	8550*	FORECAST LIABILITY EXCEEDS YOUR
				*	32.7*	3.0	.10	101,819	-93269* BUDGET BAL.

RHAPF-COUPON BAG  
0933279FV : 0.50 LAUNCH DATE: JUN/1982  
RHA: .1025 EXPIRY DATE: /0000MONTHS VALID: 204 GST: NO  
MONTHS ELAPSED:206 MEDIA: IPS  
MEDIA CODE: 103

MARKET	MAY/1999	JUN/1999	JUL/1999	RED.#/% * TO DATE	DIST(000) *EXP RED %	CUR FACE CUR HAND	CUR COST CUM COST	YOUR BDGT\$ REM BUDGET*	NCH FORECAST
NFLD.				*	*			*	FISCAL
				*	31,569*			*	MAR/1999-FEB/2000
				*	*		19,129	*	ACT FCST TOTAL FCST
MARITIMES	4			*	45,119*			*	---
				*	*		27,538	*	
QUEBEC		1		*	137,776*			*	RED% .0 .0 .0 28.2
				*	*		83,779	*	
ONTARIO	1		1	*	166,983*	.50	.67	*	RED\$ .0 .0 .0 344.1
				*	*	.11	101,507	*	
PRAIRIES	1	2		*	126,227*			*	FORECAST REMAINING LIABILITY 0.1
				*	*		77,303	*	
B.C.				*	57,102*			*	FORECAST LIABILITY VS
	53			*	*		34,758	*	YOUR BUDGET \$ -131.7
				*	*			*	
TOTAL	6	3	1	*	564,776*	2000.0	.67	212400*	FORECAST LIABILITY EXCEEDS YOUR

DATE: JUL 27/1999

## NCH PROMOTIONAL SERVICES LTD. COUPON REDEMPTION REPORT

PAGE: 50

FOR  
ROBIN HOOD MULTIFOODS INC.PERIOD FROM-JUN 23/1999  
TO -JUL 27/19995\* RHAPF NO PROFILE  
0930049FV : 0.75 LAUNCH DATE: AUG/1986  
RHA: .1025 EXPIRY DATE: /0000MONTHS VALID: 156 GST: NO  
MONTHS ELAPSED:156 MEDIA: NEWS  
MEDIA CODE: 509

MARKET	MAY/1999	JUN/1999	JUL/1999	RED.#/% * TO DATE	DIST(000) *EXP RED %	CUR FACE CUR HAND	CUR COST CUM COST	YOUR BDGT\$ REM BUDGET*	NCH FORECAST			
									FISCAL			
									MAR/1999-FEB/2000			
									ACT	FCST	TOTAL	FINAL
NFLD.				*	8*			*				FCST
				*	*		7	*				
MARITIMES			1	*	1,331*	.75	.91	*				
				*	*	.10	1,186	*				
QUEBEC			2	*	465*	1.50	1.84	* RED%	.0	.0	.0	.0
				*	*	.22	415	*				
ONTARIO		18	57	*	804*	42.75	52.19	* RED\$	.1	.2	.3	4.7
				*	*	5.90	727	*				
PRAIRIES			58	*	1,268*	43.50	53.08	* FORECAST REMAINING LIABILITY				0.8
				*	*	5.95	1,157	*				
B.C.				*	432*			* COMPARISON TO YOUR BUDGET NOT				
				*	*		394	* AVAILABLE BECAUSE BUDGET				
				*	*			* INFORMATION WAS NOT PROVIDED				
TOTAL		18	118	*	4,308*	88.50	108.02	*				
				*	*	12.17	3,886	*				

I\* ROBIN HOOD 2.5KG FLOUR  
09216828FV : 3.49 LAUNCH DATE: DEC/1991  
RHA: .1025 EXPIRY DATE: /0000MONTHS VALID: 91 GST: NO  
MONTHS ELAPSED: 92 MEDIA: MISC  
MEDIA CODE: 997

MARKET	MAY/1999	JUN/1999	JUL/1999	RED.#/% * TO DATE	DIST(000) *EXP RED %	CUR FACE CUR HAND	CUR COST CUM COST	YOUR BDGT\$ REM BUDGET*	NCH FORECAST			
									FISCAL			
									MAR/1999-FEB/2000			
									ACT	FCST	TOTAL	FINAL
NFLD.				*	6*			*				FCST
				*	*		19	*				
MARITIMES				*	88*			*				
				*	*		304	*				
QUEBEC				*	410*			* RED%	.4	.5	.9	66.0
				*	*		1,367	*				
ONTARIO	2	3	1	*	776*	3.49	3.66	* RED\$	.0	.0	.0	5.6
				*	*	.10	2,669	*				
PRAIRIES				*	264*			* FORECAST REMAINING LIABILITY				0.1
				*	*		913	*				
B.C.				*	65*			* FORECAST LIABILITY VS				
	54			*	*		223	* YOUR BUDGET \$				3.5
				*	*			*				
TOTAL	2	3	1	*	1,609*	2.5	3.49	9115*	FORECAST LIABILITY IS UNDER YOUR			

DATE: JUL 27/1999

NCH PROMOTIONAL SERVICES LTD. COUPON REDEMPTION REPORT  
FOR  
ROBIN HOOD MULTIFOODS INC.

PAGE: 51

PERIOD FROM-JUN 23/1999  
TO -JUL 27/1999

ROBIN HOOD FLOUR/BRODIE  
09229626

FV : 1.00 LAUNCH DATE: JAN/1994  
RHA: .1025 EXPIRY DATE: /0000

MONTHS VALID: 65 GST: NO  
MONTHS ELAPSED: 67 MEDIA: MISC  
MEDIA CODE: 997

				RED.#/%	DIST(000)	CUR FACE	CUR COST	YOUR BDGT\$					
MARKET	MAY/1999	JUN/1999	JUL/1999	* TO DATE	*EXP RED %	CUR HAND	CUM COST	REM BUDGET*		NCH FORECAST			
				*	*			*					
				*	*			*		FISCAL			
NFLD.	33	28	24	*	585*	.2	24.00	27.99	*	MAR/1999-FEB/2000	FINAL		
	16.5	14.0	12.0	*	292.5*		2.51	681	*	ACT	FCST	TOTAL	FCST
MARITIMES	52	44	39	*	2,255*	.6	39.00	45.58	*	---	----	-----	----
	8.7	7.3	6.5	*	375.8*		4.14	2,624	*				
QUEBEC	76	26	48	*	1,970*	.2	48.00	56.16	* RED%	92.0	99.9	92.0	**.*
	38.0	13.0	24.0	*	985.0*		5.17	2,297	*				
ONTARIO	190	170	158	*	9,958*	.3	158.00	184.45	* RED\$	2.7	3.1	5.8	35.5
	63.3	56.7	52.7	*	3319.3*		16.65	11,575	*				
PRAIRIES	93	117	88	*	4,848*	.9	88.00	102.82	* FORECAST REMAINING LIABILITY				10.2
	10.3	13.0	9.8	*	538.7*		9.35	5,642	*				
B.C.	33	58	36	*	2,130*	.3	36.00	42.16	* FORECAST LIABILITY VS				
	11.0	19.3	12.0	*	710.0*		3.88	2,481	* YOUR BUDGET \$				-15.6
				*	*			*					
TOTAL	477	443	393	*	21,746*	2.5	393.00	459.16	19890* ***	FORECAST EXCEEDS BUDGET BALANCE			
	19.1	17.7	15.7	*	869.8*	85.0	41.70	25,300	-5410*	DISTRIBUTION AND/OR BUDGET			
									*	MAY BE INCORRECT			

RH/OM/BRODIE XXX  
09229613

FV : 5.00 LAUNCH DATE: FEB/1994  
RHA: .1025 EXPIRY DATE: /0000

MONTHS VALID: 64 GST: NO  
MONTHS ELAPSED: 66 MEDIA: MISC  
MEDIA CODE: 997

				RED.#/%	DIST(000)	CUR FACE	CUR COST	YOUR BDGT\$						
MARKET	MAY/1999	JUN/1999	JUL/1999	* TO DATE	*EXP RED %	CUR HAND	CUM COST	REM BUDGET*	NCH FORECAST					
-----				*	*	-----	-----	-----	-----					
				*	*			*	FISCAL					
NFLD.			1	*	18*	.5	5.00	5.17	*	MAR/1999-FEB/2000				FINAL
			.2	*	3.6*		.11	93	*	ACT	FCST	TOTAL	FCST	
MARITIMES	7	4	5	*	322*	1.5	25.00	25.86	*	---	----	-----	----	
	.5	.3	.3	*	21.5*		.54	1,663	*					
QUEBEC	3	4	1	*	130*		5.00	5.17	* RED%	7.4	8.2	15.6	**.*	
				*	*		.11	672	*					
ONTARIO	25	14	15	*	1,414*	.5	75.00	77.55	* RED\$	1.0	1.1	2.1	16.4	
	5.0	2.8	3.0	*	282.8*		1.62	7,299	*					
PRAIRIES	5	4	6	*	454*		30.00	31.02	* FORECAST REMAINING LIABILITY					3.5
				*	*		.65	2,344	*					
B.C.	55	4	3	1	*	168*	5.00	5.18	* FORECAST LIABILITY VS					
				*	*		.11	867	* YOUR BUDGET \$					-6.4
				*	*				*					

DATE: JUL 27/1999

NCH PROMOTIONAL SERVICES LTD. COUPON REDEMPTION REPORT  
FOR  
ROBIN HOOD MULTIFOODS INC.

PAGE: 52

PERIOD FROM-JUN 23/1999  
TO -JUL 27/1999

TOTAL RH ALL PURPOSE PREVIOUS ACTIVE

MARKET	MAY/1999	JUN/1999	JUL/1999	RED.#/% * TO DATE	DIST(000) *EXP RED %	CUR FACE CUR HAND	CUR COST CUM COST	YOUR BDGT\$ REM BUDGET*	NCH FORECAST
NFLD.	33	28	25	* 47,867*	24.1	29.00	33.16	*	FISCAL
	.1	.1	.1	* 198.6*		2.62	29,563	*	MAR/1999-FEB/2000
MARITIMES	76	48	45	* 161,098*	138.7	64.75	72.35	*	ACT FCST TOTAL FCST
	.1			* 116.1*		4.78	110,653	*	---
QUEBEC	81	31	51	* 377,304*	703.9	54.50	63.17	* RED%	.0 .0 .0 29.4
				* 53.6*		5.50	232,036	*	
ONTARIO	227	212	233	* 595,431*	1308.9	280.24	319.19	* RED\$	3.8 4.4 8.2 1278.6
				* 45.5*		24.48	378,030	*	
PRAIRIES	113	127	155	* 508,335*	476.8	163.00	188.94	* FORECAST REMAINING LIABILITY	15.0
				* 106.6*		16.27	336,785	*	
B.C.	37	63	38	* 265,639*	436.5	41.50	48.00	* YOUR BUDGET \$ FOR	
				* 60.9*		4.09	176,626	* FORECAST OFFERS	629.4
				* *				*	
TOTAL	567	509	547	* 1955,674*	6691.4	632.99	724.81	629431*	FORECAST LIABILITY VS
				* 29.2*		57.74	1263,693	-634262*	YOUR BUDGET \$ -649.2
								*	
								*	FORECAST IS TOTAL FOR EACH FORECAST-
								*	ABLE OFFER INCLUDED IN THIS BRAND/
								*	CATEGORY. TOTALS WILL NOT BE COMPLETE
								*	IF OFFER OR BUDGET DATA HAS NOT BEEN
								*	PROVIDED FOR EVERY OFFER.



DATE: JUL 27/1999

NCH PROMOTIONAL SERVICES LTD. COUPON REDEMPTION REPORT  
FOR  
ROBIN HOOD MULTIFOODS INC.

PAGE: 53

PERIOD FROM-JUN 23/1999  
TO -JUL 27/1999

TOTAL RH ALL PURPOSE ACTIVE

MARKET	MAY/1999	JUN/1999	JUL/1999	RED.#/% * TO DATE	DIST(000) *EXP RED %	CUR FACE CUR HAND	CUR COST CUM COST	YOUR BDGT\$ REM BUDGET*	NCH FORECAST
NFLD.	33	28	25	* 47,867*	24.1	29.00	33.16	*	FISCAL
	.1	.1	.1	* 198.6*		2.62	29,563	*	MAR/1999-FEB/2000
MARITIMES	76	48	45	* 161,098*	138.7	64.75	72.35	*	ACT FCST TOTAL FCST
	.1			* 116.1*		4.78	110,653	*	---
QUEBEC	81	31	51	* 377,304*	703.9	54.50	63.17	* RED%	.0 .0 .0 29.4
				* 53.6*		5.50	232,036	*	
ONTARIO	227	212	233	* 595,431*	1308.9	280.24	319.19	* RED\$	3.8 4.4 8.2 1278.6
				* 45.5*		24.48	378,030	*	
PRAIRIES	113	127	155	* 508,335*	476.8	163.00	188.94	* FORECAST REMAINING LIABILITY	15.0
				* 106.6*		16.27	336,785	*	
B.C.	37	63	38	* 265,639*	436.5	41.50	48.00	* YOUR BUDGET \$ FOR	
				* 60.9*		4.09	176,626	* FORECAST OFFERS	629.4
				* *				*	
TOTAL	567	509	547	* 1955,674*	6691.4	632.99	724.81	629431*	FORECAST LIABILITY VS
				* 29.2*		57.74	1263,693	-634262*	YOUR BUDGET \$ -649.2
								*	
								*	FORECAST IS TOTAL FOR EACH FORECAST-
								*	ABLE OFFER INCLUDED IN THIS BRAND/
								*	CATEGORY. TOTALS WILL NOT BE COMPLETE
								*	IF OFFER OR BUDGET DATA HAS NOT BEEN
								*	PROVIDED FOR EVERY OFFER.

DATE: JUL 27/1999

## NCH PROMOTIONAL SERVICES LTD. COUPON REDEMPTION REPORT

PAGE: 54

FOR  
ROBIN HOOD MULTIFOODS INC.PERIOD FROM-JUN 23/1999  
TO -JUL 27/1999WHEAT/OATFLR  
09210628FV : 0.50 LAUNCH DATE: OCT/1990  
RHA: .1025 EXPIRY DATE: /0000MONTHS VALID: 100 GST: NO  
MONTHS ELAPSED:106 MEDIA: OPS  
MEDIA CODE: 206

MARKET	MAY/1999	JUN/1999	JUL/1999	RED.#/% * TO DATE	DIST(000) *EXP RED %	CUR FACE CUR HAND	CUR COST CUM COST	YOUR BDGT\$ REM BUDGET*	NCH FORECAST
NFLD.				*	*			*	FISCAL
				*	56*			*	MAR/1999-FEB/2000
				*	*		37	*	ACT FCST TOTAL FCST
MARITIMES				*	842*			*	---
				*	*		558	*	
QUEBEC	2			*	3,644*			*	RED% .0 .0 .0 2.9
				*	*		2,415	*	
ONTARIO	3	1		*	2,150*			*	RED\$ .0 .0 .0 6.0
				*	*		1,424	*	
PRAIRIES				*	1,629*			*	FORECAST REMAINING LIABILITY 0.0
				*	*		1,079	*	
B.C.		1		*	736*			*	FORECAST LIABILITY VS
				*	*		487	*	YOUR BUDGET \$ 1.8
				*	*			*	
TOTAL	5	2		*	9,057*	312.0		7800*	FORECAST LIABILITY IS UNDER YOUR
				*	2.9*	5.0	6,000	1800*	BUDGET BAL.

TOTAL WHOLE WHEAT PREVIOUS ACTIVE

MARKET	MAY/1999	JUN/1999	JUL/1999	RED.#/% * TO DATE	DIST(000) *EXP RED %	CUR FACE CUR HAND	CUR COST CUM COST	YOUR BDGT\$ REM BUDGET*	NCH FORECAST
NFLD.				*	*			*	FISCAL
				*	56*			*	MAR/1999-FEB/2000
				*	*		37	*	ACT FCST TOTAL FCST
MARITIMES				*	842*			*	---
				*	*		558	*	
QUEBEC	2			*	3,644*			*	RED% .0 .0 .0 2.9
				*	*		2,415	*	
ONTARIO	3	1		*	2,150*			*	RED\$ .0 .0 .0 6.0
				*	*		1,424	*	
PRAIRIES				*	1,629*			*	FORECAST REMAINING LIABILITY 0.0
				*	*		1,079	*	
B.C.		1		*	736*			*	YOUR BUDGET \$ FOR
				*	*		487	*	FORECAST OFFERS 7.8
				*	*			*	
TOTAL	58 5	2		*	9,057*	312.0		7800*	FORECAST LIABILITY VS
				*	2.9*		6,000	1800*	YOUR BUDGET \$ 1.8



PERIOD FROM-JUN 23/1999  
TO -JUL 27/1999

TOTAL WHOLE WHEAT ACTIVE

MARKET	MAY/1999	JUN/1999	JUL/1999	RED.#/% * TO DATE	DIST(000) *EXP RED %	CUR FACE CUR HAND	CUR COST CUM COST	YOUR BDGT\$ REM BUDGET*	NCH FORECAST			
				*	*			*				
NFLD.				*	56*			*	FISCAL			
				*	*			*	MAR/1999-FEB/2000			
				*	*		37	*	ACT	FCST	TOTAL	FINAL
MARITIMES				*	842*			*	---	----	-----	----
				*	*		558	*				
QUEBEC	2			*	3,644*			* RED%	.0	.0	.0	2.9
				*	*		2,415	*				
ONTARIO	3	1		*	2,150*			* RED\$	.0	.0	.0	6.0
				*	*		1,424	*				
PRAIRIES				*	1,629*			* FORECAST REMAINING LIABILITY				0.0
				*	*		1,079	*				
B.C.		1		*	736*			* YOUR BUDGET \$ FOR				
				*	*		487	* FORECAST OFFERS				7.8
				*	*			*				
TOTAL	5	2		*	9,057*	312.0		7800* FORECAST LIABILITY VS				
				*	2.9*		6,000	1800* YOUR BUDGET \$				1.8
* FORECAST IS TOTAL FOR EACH FORECAST- * ABLE OFFER INCLUDED IN THIS BRAND/ * CATEGORY. TOTALS WILL NOT BE COMPLETE * IF OFFER OR BUDGET DATA HAS NOT BEEN * PROVIDED FOR EVERY OFFER.												

DATE: JUL 27/1999

NCH PROMOTIONAL SERVICES LTD. COUPON REDEMPTION REPORT  
FOR  
ROBIN HOOD MULTIFOODS INC.

PAGE: 56

PERIOD FROM-JUN 23/1999  
TO -JUL 27/1999

TOTAL R.H. FLOUR ACTIVE

MARKET	MAY/1999	JUN/1999	JUL/1999	RED.#/% * TO DATE	DIST(000) *EXP RED %	CUR FACE CUR HAND	CUR COST CUM COST	YOUR BDGT\$ REM BUDGET*	NCH FORECAST
NFLD.	33	28	25	* 47,923*	24.1	29.00	33.16	*	FISCAL
	.1	.1	.1	* 198.9*		2.62	29,600	*	MAR/1999-FEB/2000
MARITIMES	76	48	45	* 161,940*	138.7	64.75	72.35	*	ACT FCST TOTAL FCST
	.1			* 116.8*		4.78	111,211	*	---
QUEBEC	83	31	51	* 380,948*	703.9	54.50	63.17	* RED%	.0 .0 .0 28.2
				* 54.1*		5.50	234,451	*	
ONTARIO	230	213	233	* 597,581*	1308.9	280.24	319.19	* RED\$	3.8 4.4 8.2 1284.6
				* 45.7*		24.48	379,454	*	
PRAIRIES	113	127	155	* 509,964*	476.8	163.00	188.94	* FORECAST REMAINING LIABILITY	15.0
				* 107.0*		16.27	337,864	*	
B.C.	37	64	38	* 266,375*	436.5	41.50	48.00	* YOUR BUDGET \$ FOR	
				* 61.0*		4.09	177,113	* FORECAST OFFERS	637.2
				* *				*	
TOTAL	572	511	547	* 1964,731*	7003.4	632.99	724.81	637231* FORECAST LIABILITY VS	
				* 28.1*		57.74	1269,693	-632462* YOUR BUDGET \$	-647.4
								*	
								* FORECAST IS TOTAL FOR EACH FORECAST-	
								* ABLE OFFER INCLUDED IN THIS BRAND/	
								* CATEGORY. TOTALS WILL NOT BE COMPLETE	
								* IF OFFER OR BUDGET DATA HAS NOT BEEN	
								* PROVIDED FOR EVERY OFFER.	

DATE: JUL 27/1999

NCH PROMOTIONAL SERVICES LTD. COUPON REDEMPTION REPORT  
FOR  
ROBIN HOOD MULTIFOODS INC.

PAGE: 57

PERIOD FROM-JUN 23/1999  
TO -JUL 27/1999

TOTAL R.H. FLOUR OLD

MARKET	MAY/1999	JUN/1999	JUL/1999	RED.#/% * TO DATE	DIST(000) *EXP RED %	CUR FACE CUR HAND	CUR COST CUM COST	YOUR BDGT\$ REM BUDGET*	NCH FORECAST
NFLD.				* 276,085*	5493.7				FISCAL
				* 5.0*			245,182		MAR/1999-FEB/2000
MARITIMES	3	2	1	* 190,841*	4429.5	.15	.33		ACT FCST TOTAL FCST
				* 4.3*		.11	226,535		---
QUEBEC	1	2	1	* 6,678*	110.0	.50	.67	* RED\$	.0 .0 .0 786.8
				* 6.1*		.10	6,537		
ONTARIO	6	2	5	* 364,603*	27344.8	2.35	3.16	* FORECAST REMAINING LIABILITY	0.2
				* 1.3*		.51	272,351		
PRAIRIES	5	2	3	* 30,270*	541.5	1.22	1.72	* YOUR BUDGET \$ FOR	
				* 5.6*		.31	19,356	* FORECAST OFFERS	669.7
B.C.	1	3	1	* 20,243*	321.5	1.00	1.16		
				* 6.3*		.10	15,753	* FORECAST LIABILITY VS	
				* *				* YOUR BUDGET \$	-116.9
TOTAL	16	11	11	* 888,720*	38241.0	5.22	7.04	669703*	
				* 2.3*		1.13	785,714	-116011*	FORECAST IS TOTAL FOR EACH FORECAST-
									* ABLE OFFER INCLUDED IN THIS BRAND/
									* CATEGORY. TOTALS WILL NOT BE COMPLETE
									* IF OFFER OR BUDGET DATA HAS NOT BEEN
									* PROVIDED FOR EVERY OFFER.

DATE: JUL 27/1999

NCH PROMOTIONAL SERVICES LTD. COUPON REDEMPTION REPORT  
FOR  
ROBIN HOOD MULTIFOODS INC.

PAGE: 58

PERIOD FROM-JUN 23/1999  
TO -JUL 27/1999

TOTAL R.H. FLOUR

MARKET	MAY/1999	JUN/1999	JUL/1999	RED.#/% * TO DATE	DIST(000) *EXP RED %	CUR FACE CUR HAND	CUR COST CUM COST	YOUR BDGT\$ REM BUDGET*	NCH FORECAST
NFLD.	33	28	25	* 324,008*	5517.8	29.00	33.16	*	FISCAL
				* 5.9*		2.62	274,782	*	MAR/1999-FEB/2000
MARITIMES	79	50	46	* 352,781*	4568.2	64.90	72.68	*	ACT FCST TOTAL
				* 7.7*		4.89	337,746	*	---
QUEBEC	84	33	52	* 387,626*	813.9	55.00	63.84	* RED\$	3.8 4.4 8.2
				* 47.6*		5.60	240,988	*	
ONTARIO	236	215	238	* 962,184*	28653.7	282.59	322.35	* FORECAST	REMAINING LIABILITY
				* 3.4*		24.99	651,805	*	
PRAIRIES	118	129	158	* 540,234*	1018.3	164.22	190.66	* YOUR BUDGET \$	FOR
				* 53.1*		16.58	357,220	* FORECAST	OFFERS
B.C.	38	67	39	* 286,618*	758.0	42.50	49.16	*	
				* 37.8*		4.19	192,866	* FORECAST	LIABILITY VS
				* *				* YOUR BUDGET \$	
TOTAL	588	522	558	* 2853,451*	45244.4	638.21	731.85	1306934*	
				* 6.3*		58.87	2055,407	-748473*	
									FORECAST IS TOTAL FOR EACH FORECAST-
									* ABLE OFFER INCLUDED IN THIS BRAND/
									* CATEGORY. TOTALS WILL NOT BE COMPLETE
									* IF OFFER OR BUDGET DATA HAS NOT BEEN
									* PROVIDED FOR EVERY OFFER.

DATE: JUL 27/1999

NCH PROMOTIONAL SERVICES LTD. COUPON REDEMPTION REPORT  
FOR  
ROBIN HOOD MULTIFOODS INC.

PAGE: 59

PERIOD FROM-JUN 23/1999  
TO -JUL 27/1999

## TOTAL COUPONS PAID

MARKET	MAY/1999	JUN/1999	JUL/1999	RED.#/% * TO DATE	DIST(000) *EXP RED %	CUR FACE CUR HAND	CUR COST CUM COST	YOUR BDGT\$ REM BUDGET*	NCH FORECAST
NFLD.	66	59	38	* 408,850*	10085.2	41.00	47.31	*	FISCAL
				* 4.1*		3.98	316,691	*	MAR/1999-FEB/2000
MARITIMES	354	180	154	* 580,163*	16683.5	150.65	176.39	*	ACT FCST TOTAL
				* 3.5*		16.12	472,408	*	---
QUEBEC	1,375	550	456	* 887,880*	7171.2	431.52	507.63	* RED\$	33.2 24.1 57.3
				* 12.4*		47.74	537,874	*	
ONTARIO	1,763	2,897	1,944	* 1831,545*	64241.1	1282.01	1604.61	* FORECAST	REMAINING LIABILITY
				* 2.9*		201.72	1171,493	*	45.0
PRAIRIES	1,286	5,008	1,824	* 1154,360*	19420.4	1107.88	1410.96	* YOUR BUDGET \$	FOR
				* 5.9*		189.51	753,627	* FORECAST	OFFERS
B.C.	870	1,411	1,165	* 533,316*	8056.1	746.50	940.14	*	2998.1
				* 6.6*		121.09	353,471	* FORECAST	LIABILITY VS
				* *				* YOUR BUDGET \$	-651.9
TOTAL	5,714	10,105	5,581	* 5396,114*	149529.5	3759.56	4687.04	2998142*	FORECAST IS TOTAL FOR EACH FORECAST-
				* 3.6*		580.16	3605,564	-607422*	ABLE OFFER INCLUDED IN THIS BRAND/
									CATEGORY. TOTALS WILL NOT BE COMPLETE
									IF OFFER OR BUDGET DATA HAS NOT BEEN
									PROVIDED FOR EVERY OFFER.





DATE: JUL 27/1999

NCH PROMOTIONAL SERVICES LTD. COUPON REDEMPTION REPORT  
FOR  
ROBIN HOOD MULTIFOODS INC.

PAGE: 61

PERIOD FROM-JUN 23/1999  
TO -JUL 27/1999

EXPIRED

MARKET	MAY/1999	JUN/1999	JUL/1999	RED.#/% * TO DATE	DIST(000) *EXP RED %	CUR FACE CUR HAND	CUR COST CUM COST	YOUR BDGT\$ REM BUDGET*	NCH FORECAST
NFLD.	1	2		*	11*				FISCAL
				*	*		1		MAR/1999-FEB/2000
				*	*				ACT FCST TOTAL FCST
MARITIMES	7	8	1	*	208*		.06		---
				*	*		13		---
QUEBEC	12	4	5	*	1,069*		.32		RED\$ .0 .0 .0 .4
				*	*		66		
ONTARIO	33	39	23	*	1,638*		1.39		FORECAST REMAINING LIABILITY
				*	*		102		0.1
PRAIRIES	15	24	15	*	1,019*		.94		YOUR BUDGET \$ FOR
				*	*		64		FORECAST OFFERS
B.C.	10	10	11	*	744*		.71		0.0
				*	*		46		
				*	*				
TOTAL	78	87	55	*	4,689*		3.42		FORECAST IS TOTAL FOR EACH FORECAST-
				*	*		292		ABLE OFFER INCLUDED IN THIS BRAND/
									CATEGORY. TOTALS WILL NOT BE COMPLETE
									IF OFFER OR BUDGET DATA HAS NOT BEEN
									PROVIDED FOR EVERY OFFER.

DATE: JUL 27/1999

NCH PROMOTIONAL SERVICES LTD. COUPON REDEMPTION REPORT  
FOR  
ROBIN HOOD MULTIFOODS INC.

PAGE: 62

PERIOD FROM-JUN 23/1999  
TO -JUL 27/1999

NOT APPROVED

MARKET	MAY/1999	JUN/1999	JUL/1999	RED.#/% * TO DATE	DIST(000) *EXP RED %	CUR FACE CUR HAND	CUR COST CUM COST	YOUR BDGT\$ REM BUDGET*	NCH FORECAST
NFLD.				*	1*				FISCAL
				*	*				MAR/1999-FEB/2000
MARITIMES				*	2*				ACT FCST TOTAL FCST
				*	*				---
QUEBEC				*	2*				RED\$ .0 .0 .0 .0
				*	*				
ONTARIO		2	2	*	32*		.13		FORECAST REMAINING LIABILITY 0.0
				*	*		2		
PRAIRIES	2	1	1	*	45*		.06		YOUR BUDGET \$ FOR
				*	*		3		FORECAST OFFERS 0.0
B.C.				*	7*				
				*	*				
				*	*				
TOTAL	2	3	3	*	89*		.19		FORECAST IS TOTAL FOR EACH FORECAST-
				*	*		5		ABLE OFFER INCLUDED IN THIS BRAND/
									CATEGORY. TOTALS WILL NOT BE COMPLETE
									IF OFFER OR BUDGET DATA HAS NOT BEEN
									PROVIDED FOR EVERY OFFER.

DATE: JUL 27/1999

NCH PROMOTIONAL SERVICES LTD. COUPON REDEMPTION REPORT  
FOR  
ROBIN HOOD MULTIFOODS INC.

PAGE: 63

PERIOD FROM-JUN 23/1999  
TO -JUL 27/1999

TOTAL ROBIN HOOD MULTIFOODS INC.

MARKET	MAY/1999	JUN/1999	JUL/1999	RED.#/% * TO DATE	DIST(000) *EXP RED %	CUR FACE CUR HAND	CUR COST CUM COST	YOUR BDGT\$ REM BUDGET*	NCH FORECAST
NFLD.	67	61	38	* 408,862*	10085.2	41.00	47.31	*	FISCAL
				* 4.1*		3.98	316,692	*	MAR/1999-FEB/2000
MARITIMES	361	188	155	* 580,373*	16683.5	150.65	176.45	*	ACT FCST TOTAL FCST
				* 3.5*		16.12	472,421	*	---
QUEBEC	1,387	554	461	* 888,951*	7171.2	431.52	507.95	* RED\$	33.2 24.1 57.3 3651.1
				* 12.4*		47.74	537,940	*	
ONTARIO	1,796	2,938	1,969	* 1833,215*	64241.1	1282.01	1606.13	* FORECAST REMAINING LIABILITY	45.1
				* 2.9*		201.72	1171,597	*	
PRAIRIES	1,303	5,033	1,840	* 1155,424*	19420.4	1107.88	1411.96	* YOUR BUDGET \$ FOR	
				* 5.9*		189.51	753,694	* FORECAST OFFERS	2998.1
B.C.	880	1,421	1,176	* 534,067*	8056.1	746.50	940.85	*	
				* 6.6*		121.09	353,517	* FORECAST LIABILITY VS	
				* *				* YOUR BUDGET \$	-652.3
TOTAL	5,794	10,195	5,639	* 5400,892*	149529.5	3759.56	4690.65	2998142*	
				* 3.6*		580.16	3605,861	-607719*	FORECAST IS TOTAL FOR EACH FORECAST-
									* ABLE OFFER INCLUDED IN THIS BRAND/
									* CATEGORY. TOTALS WILL NOT BE COMPLETE
									* IF OFFER OR BUDGET DATA HAS NOT BEEN
									* PROVIDED FOR EVERY OFFER.

NCH PROMOTIONAL SERVICES LTD.  
FOR  
ROBIN HOOD MULTIFOODS INC.

CLIENT OFFER INDEX

NCH CONTACT: JOHANNE PRIMEAU

OFFER NUMBER	DESCRIPTION	TAX CREDIT INDICATOR	PAGE
-----	-----	-----	----
0921015	J* FLAKY FLOUR COUPON BAG (0934838)	N	1
09210628	WHEAT/OATFLR	N	54
09216828	I* ROBIN HOOD 2.5KG FLOUR	N	50
09229613	RH/OM/BRODIE XXX	N	51
09229626	ROBIN HOOD FLOUR/BRODIE	N	51
09232307	RH ANGEL FOOD CAKE MIX	N	14
09232310	DESSERT BARS	N	22
09232323	RH LOW FAT MUFFIN MIX	N	22
09232349	LOAF & MUFFIN MIX	N	21
0923437	RHAP FLOUR BK/SV NATIONAL FALL	N	47
09236556	RED RIVER CEREAL NP	N	41
09236569	RED RIVER CEREAL NP	N	41
09241594	RH NANAIMO BARS SAVE \$1.00 ANY VARIETY	N	25
09241608	DUNCAN HINES MIX & FROSTING SAVE \$1.00	N	25
09241611	RH ANGLE FOOD CAKE MIX NP	N	15
09241624	BREAD FLOUR NP	N	34
09241637	ANY ROBIN HOOD PRODUCT NP	N	40
09241770	RH ANGEL FOOD CAKE	N	12
09241783	LOW FAT MUFFINS RH SAVE .50 ANY VARIETY	N	24
09241796	ROBIN HOOD ANGEL FOOD MIX NP	N	15
09241800	BREAD FLOUR NP	N	35
09241914	RH ANGEL FOOD \$0.50 OFF	N	12
09241927	NANAIMO BARS NP	N	24
09241930	KIT POUR MAISON DE PAIN NP	N	23
09241943	ROBIN HOOD LOW FAT MUFFINS NP	N	23
09241956	ROBIN HOOD ANGEL CAKE MIX NP	N	14
0930049	5* RHAPF NO PROFILE	N	50
0933111	FESTIVE MEMORIES	N	48
0933257	P* RHAPF MISC REGIONAL HNDOUTS	N	49
0933279	RHAPF-COUPON BAG	N	49
0934930	FY84 FLAKY-FLOUR COUPON BAG	N	2
0936261	J* R.H. ALL PURPOSE FLOUR NAT.	N	48
0950327	R.H. FLAKY PIE CRUST MIX	N	2

This is a demo version of txt2pdf PRO v.11.1  
Developed by SANFACE Software <http://www.sanface.com/>  
Available at <http://www.sanface.com/txt2pdfPRO.html>

# THIS IS A BLANK LAST PAGE TEST

